

CliQ Report - November 2021



Participants offering services to their Clients



CliQ Report - November 2021



18.59K

New Customers in November 2021

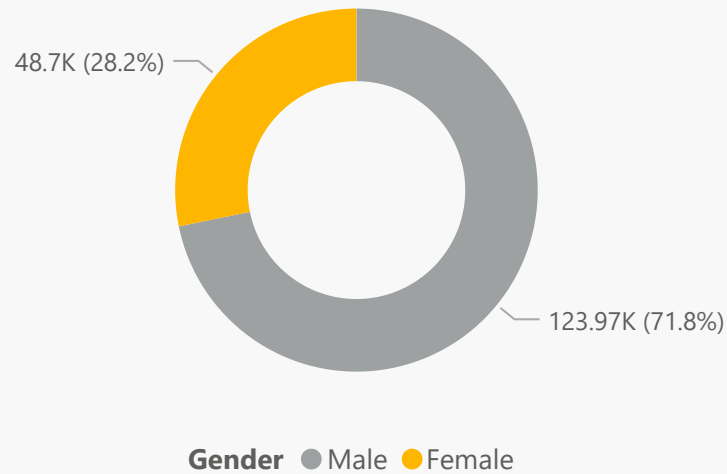
15.62K

New Customers in October 2021

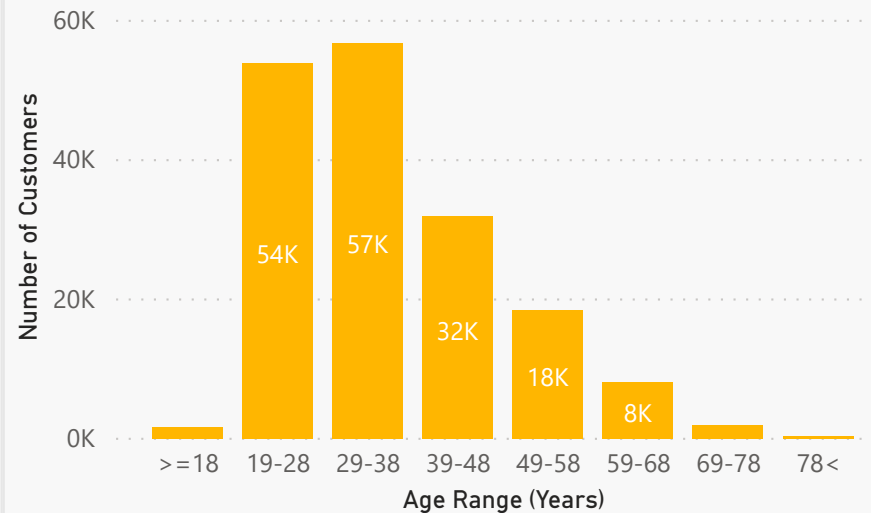
172.95K

Total Number of Customers

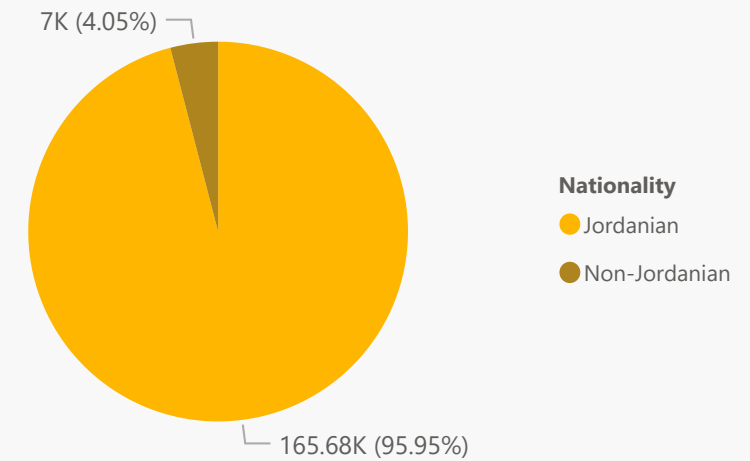
Percentage of Customers by Gender



Number of Customers by Age Range (Years)



Number of Customers by Nationality



November

24,124,364

Total Value of Transactions (JODs)



110,926

Total Number of Transactions



217.48

Average Value of Transactions (JODs)



October

20,905,238

Total Value of Transactions (JODs)

91,138

Total Number of Transactions

229.38

Average Value of Transactions (JODs)

Total in 2021

110,446,712

Total Value of Transactions (JODs)

480,943

Total Number of Transactions

229.65

Average Value of Transactions (JODs)


JoMoPay Report - November 2021





Mobile Payment Service Providers (mPSPs)



Banks



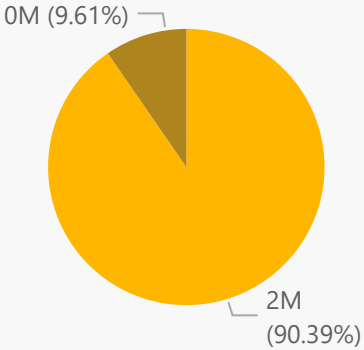
 Mobile Wallet  ATM Services

JoMoPay Report - November 2021



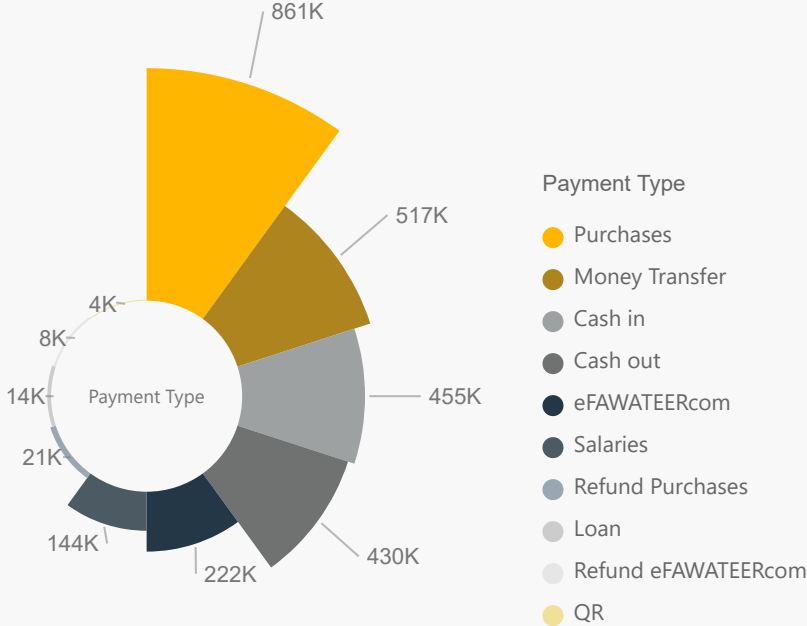
November	240,753,210 Total Value of Transactions (JODs) ↓	2,678,848 Total Number of Transactions ↑	89.87 Average Value of Transactions (JODs) ↓
October	265,772,370 Total Value of Transactions (JODs)	2,672,985 Total Number of Transactions	99.43 Average Value of Transactions (JODs)
Total in 2021	2,088,500,234 Total Value of Transactions (JODs)	22,430,765 Total Number of Transactions	93.11 Average Value of Transactions (JODs)

Interoperability Index (Money Transfers)

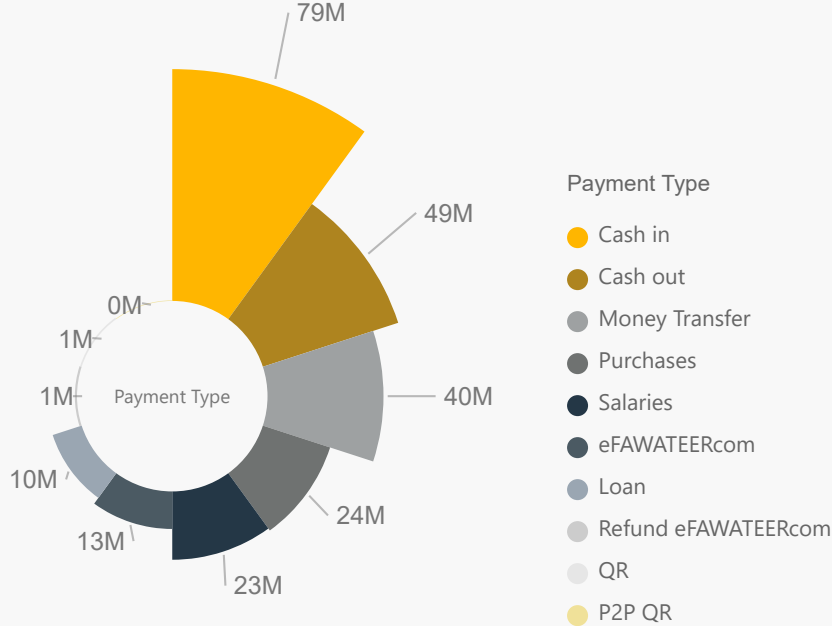


Direction ● On Us ● Off Us

Number of Transactions by Payment Type (Top 10)



Total Value by Payment Type (Top 10) (JOD)

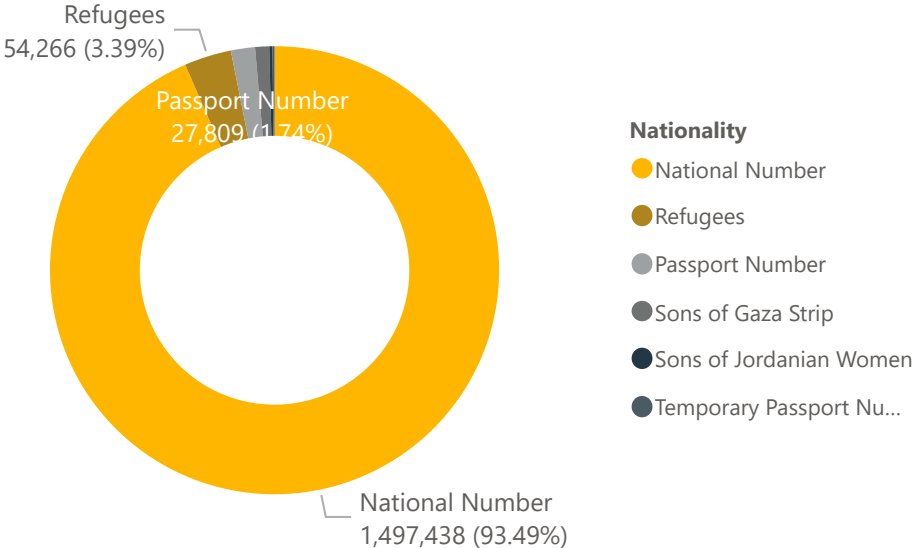


JoMoPay Report - November 2021

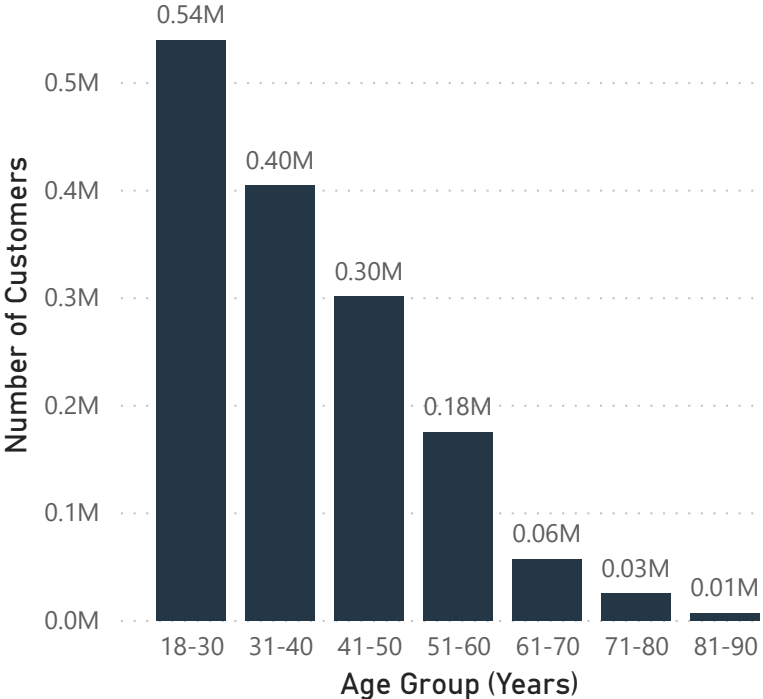


November	1,732,317 Total Number of Wallets	2,506 Agent Wallets	5,063 Merchant Wallets	687 Business Entity Wallets
October	1,691,796 Total Number of Wallets	2,445 Agent Wallets	4,895 Merchant Wallets	666 Business Entity Wallets
Total Increase in 2021	435,287 Total Number of Wallets	412 Agent Wallets	3,193 Merchant Wallets	225 Business Entity Wallets

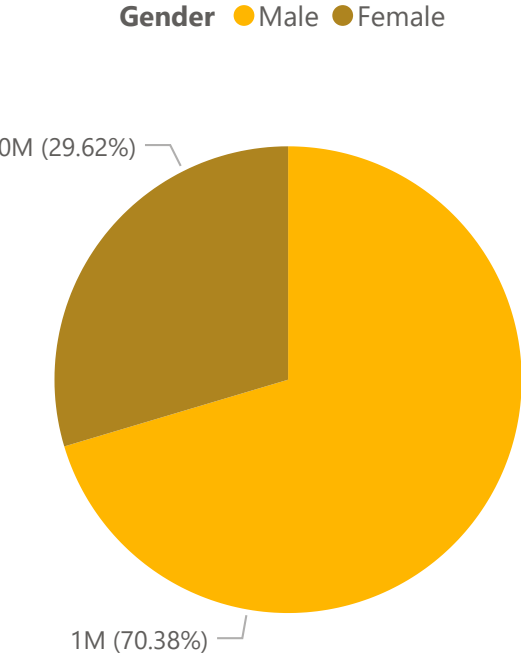
Number of Customers by Nationality



Number of Customers by Age Group (Years)



Number of Customers by Gender



eFAWATEERcom Report - October 2021



November	793,320,228 Total Value of Transactions (JODs) ↓	2,993,719 Total Number of Transactions ↓	264.99 Average Value of Transactions (JODs) ↑
October	851,601,330 Total Value of Transactions (JODs)	3,246,877 PaymentCount	262.28 Average Value of Transactions (JODs)
Total in 2021	8,582,793,981 Total Value of Transactions (JODs)	30,956,933 Ttal Number of Transactions	277.25 Average Value of Transactions (JODs)

366
Billers

1,077
Services

3.10M

Total Number of Customers in November

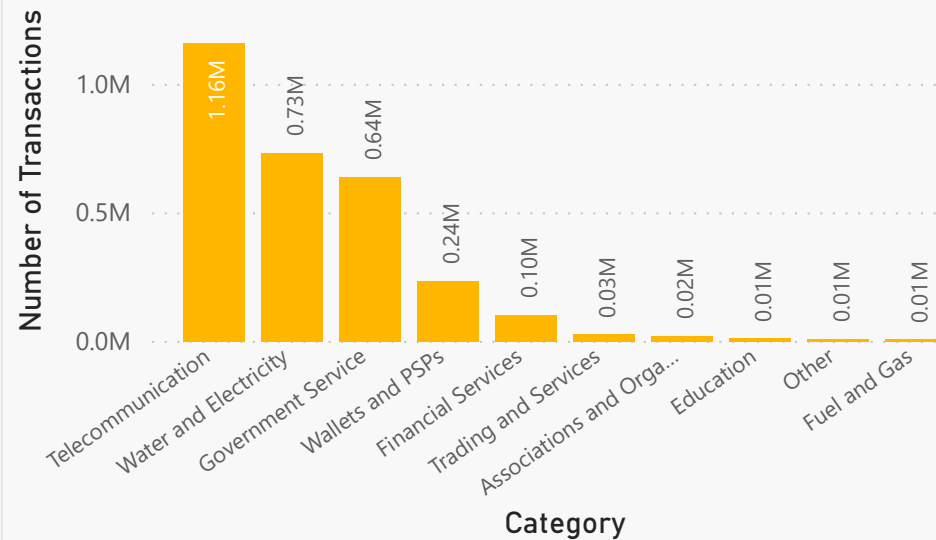
3.06M

Total Number of Customers in October

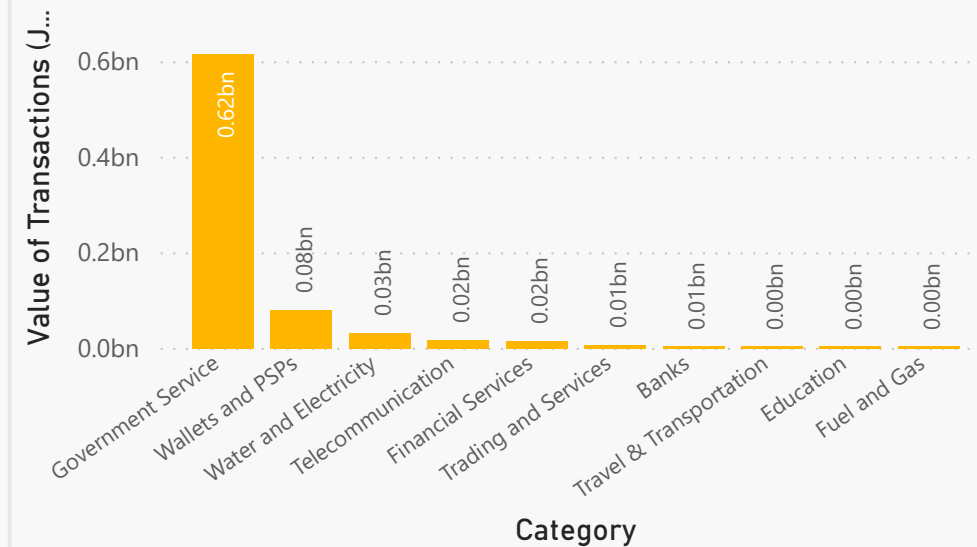
0.43M

Increase in the Number of Customers in 2021

Number of Transactions per Category (Top 10)



Value of Transactions per Category (Top 10)



Number of Digital vs. Cash Transactions



Value of Digital vs. Cash Transactions

