

CliQ Report - October 2021



Participants offering services to their customers



CliQ Report - October 2021



15.65K

New Customers in October 2021

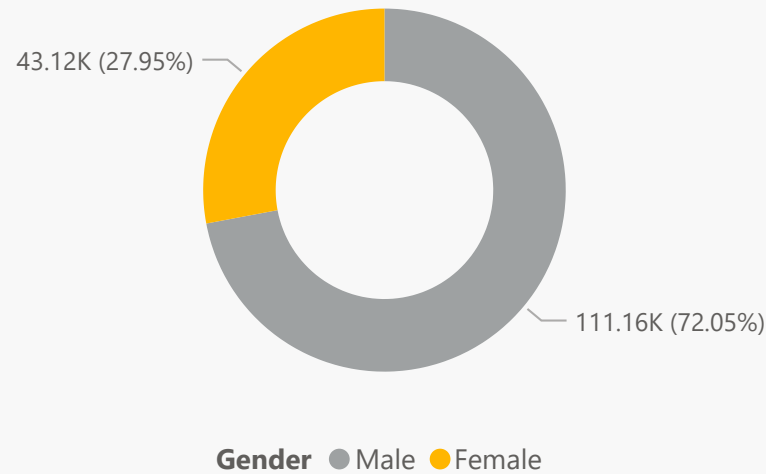
14.54K

New Customers in September 2021

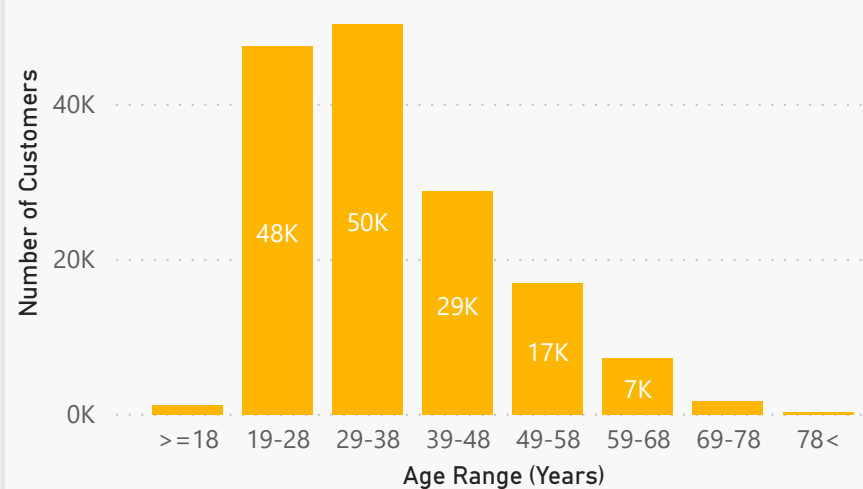
154.39K

Total Number of Customers

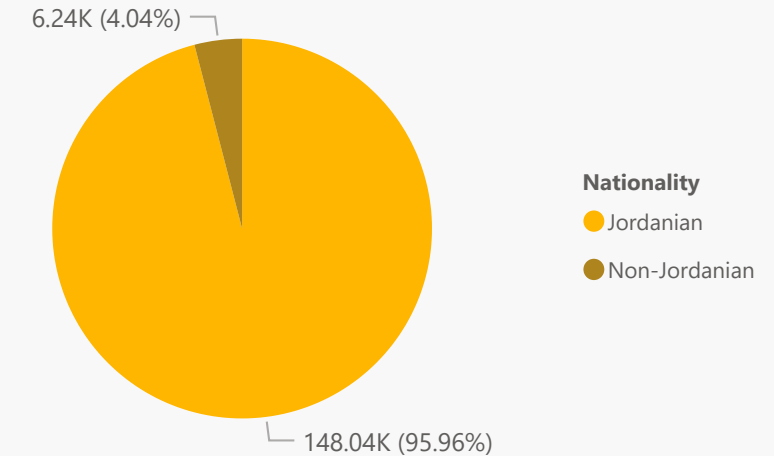
Percentage of Customers by Gender



Number of Customers by Age Range (Years)



Number of Customers by Nationality



October

20,905,238

Total Value of Transactions (JODs)



91,138

Total Number of Transactions



229.38

Average Value of Transactions (JODs)



September

17,308,481

Total Value of Transactions (JODs)

74,028

Total Number of Transactions

233.81

Average Value of Transactions (JODs)

Total in 2021

86,322,348

Total Value of Transactions (JODs)

370,017

Total Number of Transactions

233.29

Average Value of Transactions (JODs)

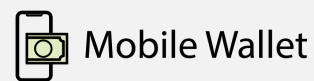

JoMoPay Report - October 2021



Mobile Payment Service Providers (mPSPs)



Banks

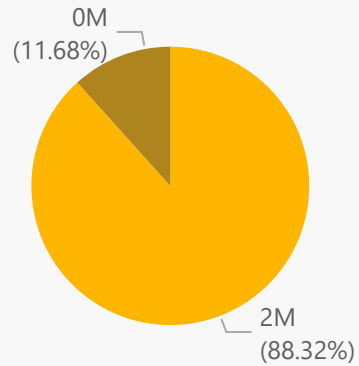


JoMoPay Report - October 2021



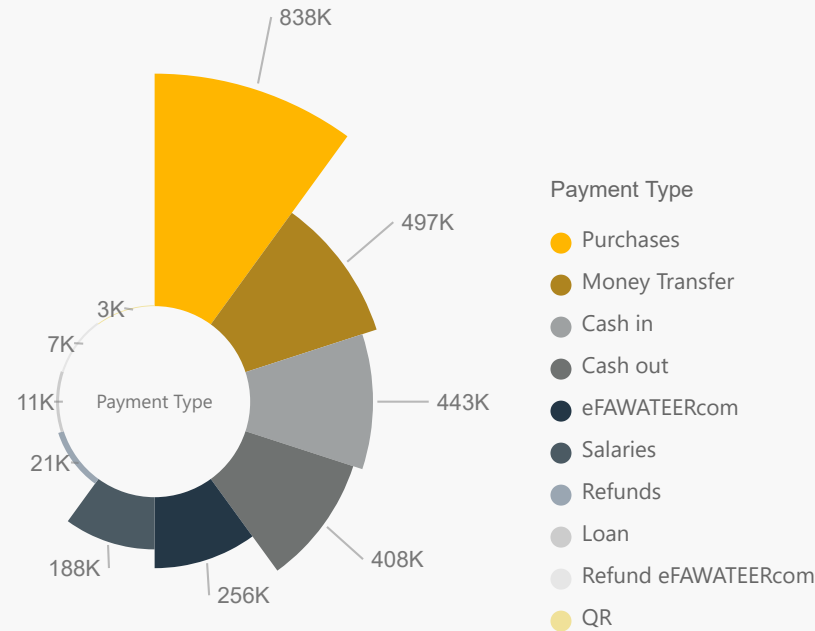
October	265,772,370 Total Value of Transactions (JODs) ↑	2,672,985 Total Number of Transactions ↑	99.43 Average Value of Transactions (JODs) ↑
September	231,090,158 Total Value of Transactions (JODs)	2,380,769 Total Number of Transactions	97.07 Average Value of Transactions (JODs)
Total in 2021	1,847,747,024 Total Value of Transactions (JODs)	19,751,917 Total Number of Transactions	93.55 Average Value of Transactions (JODs)

Interoperability Index (Money Transfers)

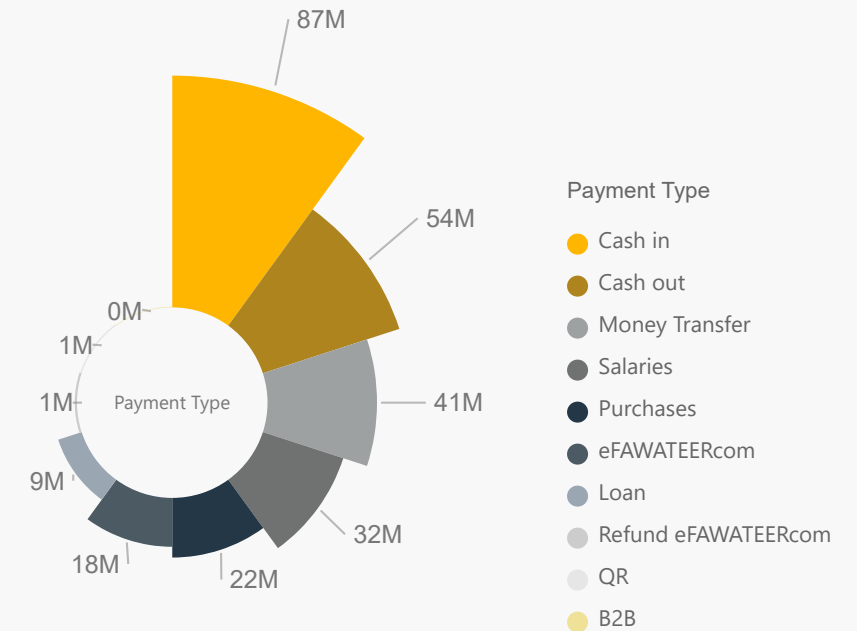


Direction ● On Us ● Off Us

Number of Transactions by Payment Type (Top 10)



Total Value by Payment Type (Top 10) (JOD)

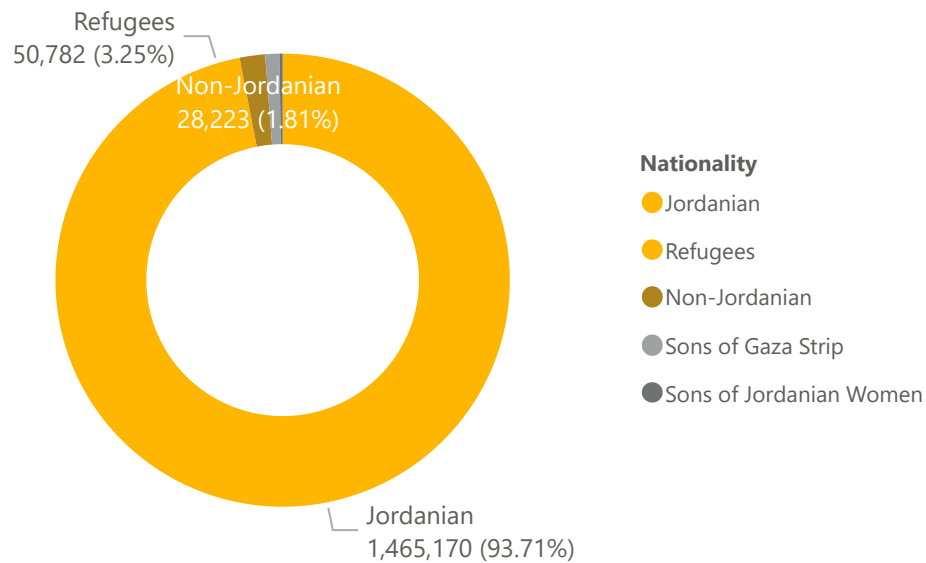


JoMoPay Report - October 2021

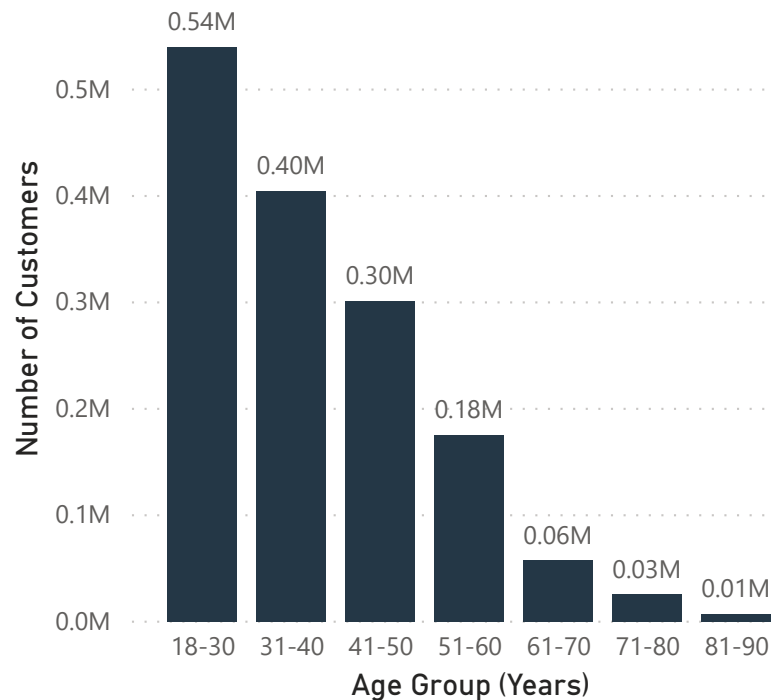


October	1,691,796 Total Number of Wallets	2,445 Agent Wallets	4,895 Merchant Wallets	666 Business Entity Wallets
September	1,640,660 Total Number of Wallets	2,378 Agent Wallets	4,624 Merchant Wallets	647 Business Entity Wallets
Total Increase in 2021	394,766 Total Number of Wallets	351 Agent Wallets	3,025 Merchant Wallets	185 Business Entity Wallets

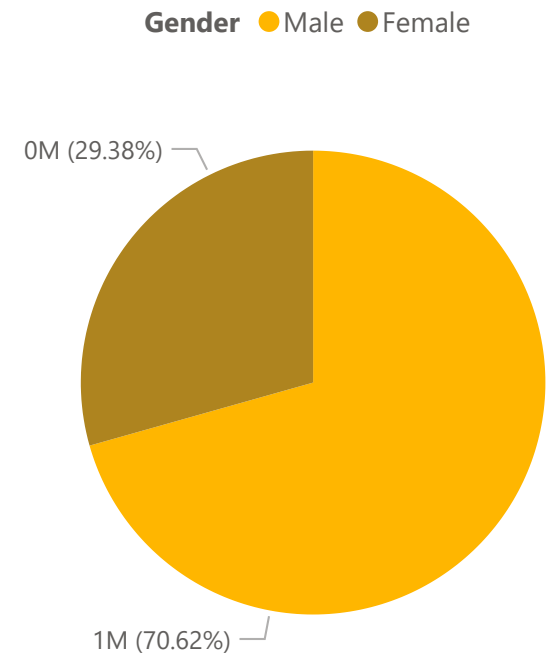
Number of Customers by Nationality



Number of Customers by Age Group (Years)



Number of Customers by Gender



eFAWATEERcom Report - October 2021



October	851,601,330 Total Value of Transactions (JODs) ↑	3,246,877 Total Number of Transactions ↑	262.28 Average Value of Transactions (JODs) ↓
September	838,020,556 Total Value of Transactions (JODs)	3,063,966 PaymentCount	273.51 Average Value of Transactions (JODs)
Total in 2021	7,789,473,753 Total Value of Transactions (JODs)	27,963,214 Ttal Number of Transactions	278.56 Average Value of Transactions (JODs)

361

Billers

1,056

Services

3.07M

Total Number of Customers in October

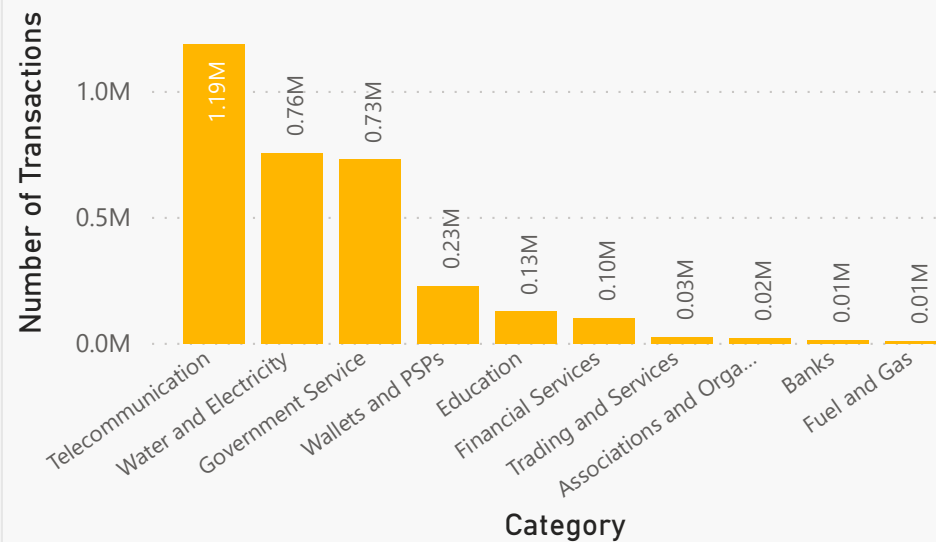
3.03M

Total Number of Customers in September

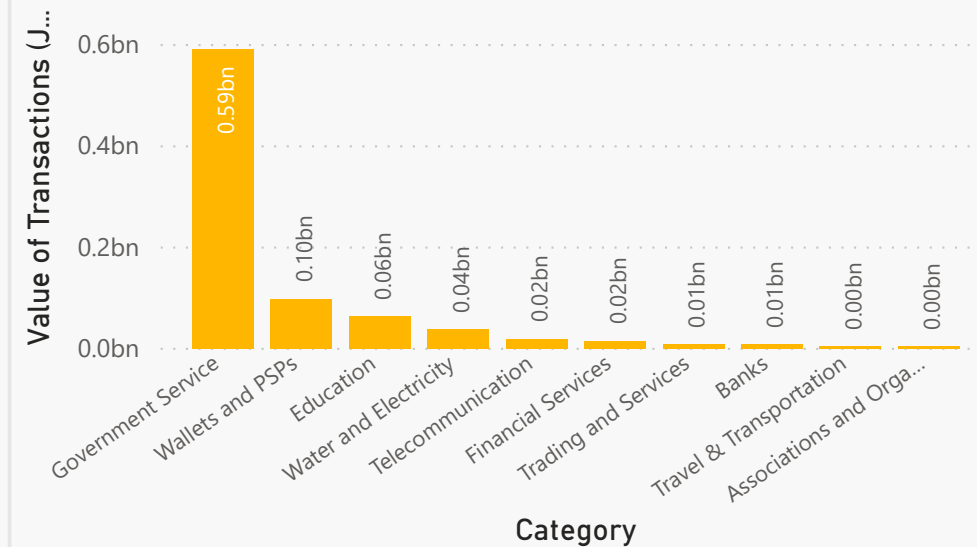
0.40M

Increase in the Number of Customers in 2021

Number of Transactions per Category (Top 10)



Value of Transactions per Category (Top 10)



Number of Digital vs. Cash Transactions



Value of Digital vs. Cash Transactions

