

CliQ Report - December 2021



Participants offering services to their Clients



CliQ Report - December 2021



20.22K

New Customers in December 2021

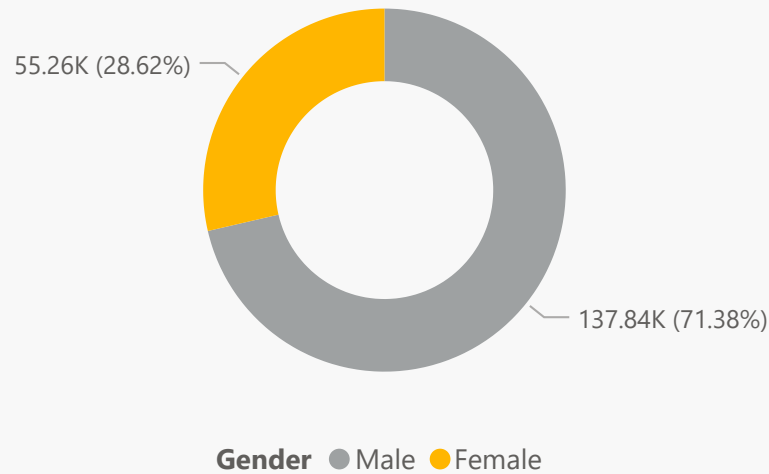
18.64K

New Customers in November 2021

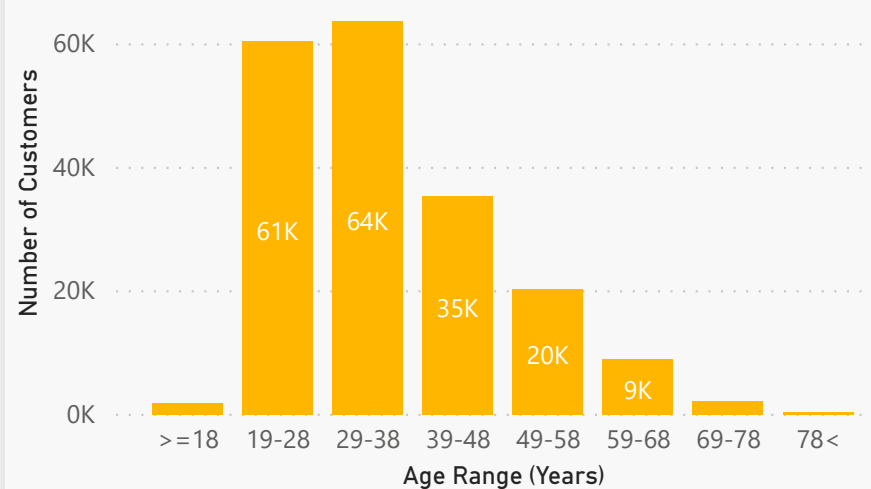
193.44K

Total Number of Customers

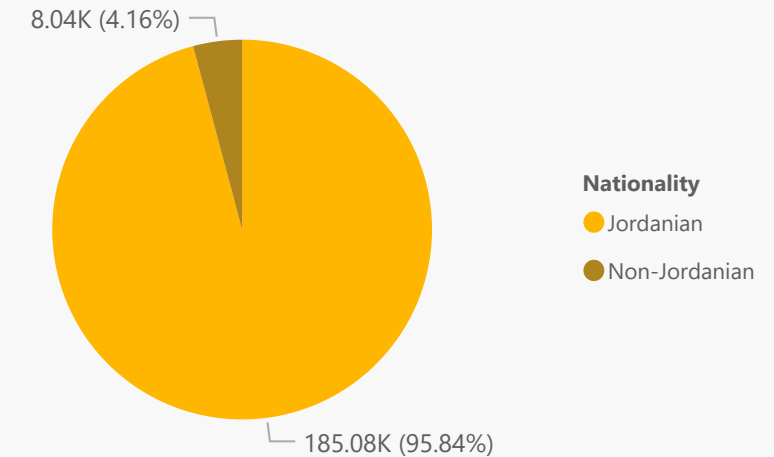
Percentage of Customers by Gender



Number of Customers by Age Range (Years)



Number of Customers by Nationality



December

31,538,686

Total Value of Transactions (JODs)



154,106

Total Number of Transactions



204.66

Average Value of Transactions (JODs)



November

24,124,364

Total Value of Transactions (JODs)

110,926

Total Number of Transactions

217.48

Average Value of Transactions (JODs)

Total in 2021

141,985,399

Total Value of Transactions (JODs)

635,049

Total Number of Transactions

223.58

Average Value of Transactions (JODs)

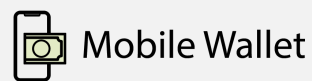

JoMoPay Report - December 2021



Mobile Payment Service Providers (mPSPs)



Banks

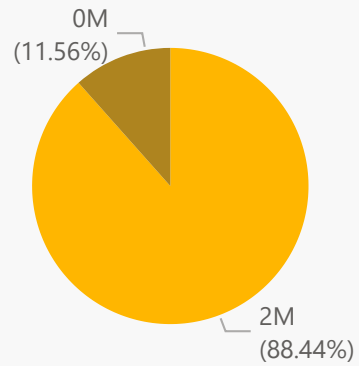


JoMoPay Report - December 2021



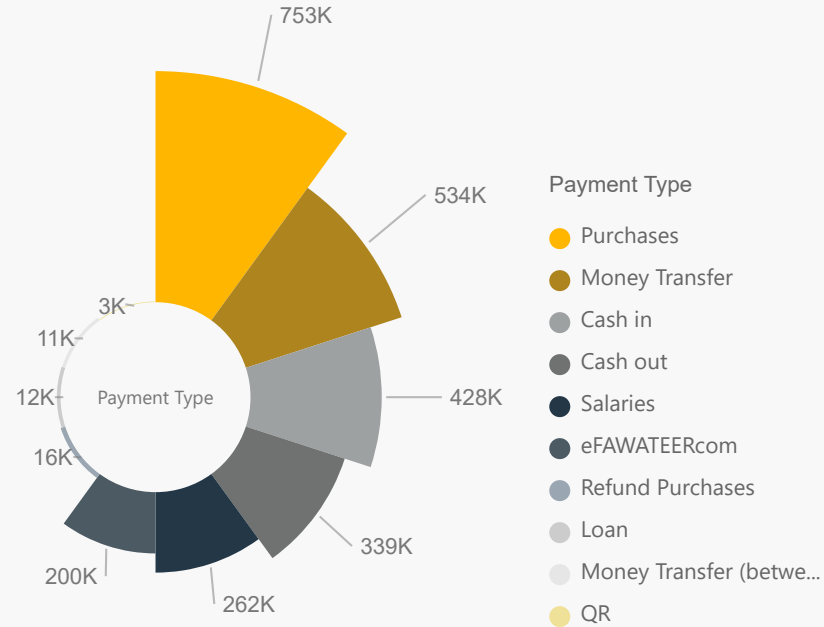
December	261,164,752 Total Value of Transactions (JODs) ↑	2,558,827 Total Number of Transactions ↓	102.06 Average Value of Transactions (JODs) ↑
November	240,753,210 Total Value of Transactions (JODs)	2,678,848 Total Number of Transactions	89.87 Average Value of Transactions (JODs)
Total in 2021	2,349,664,986 Total Value of Transactions (JODs)	24,989,592 Total Number of Transactions	94.03 Average Value of Transactions (JODs)

Interoperability Index (Money Transfers)

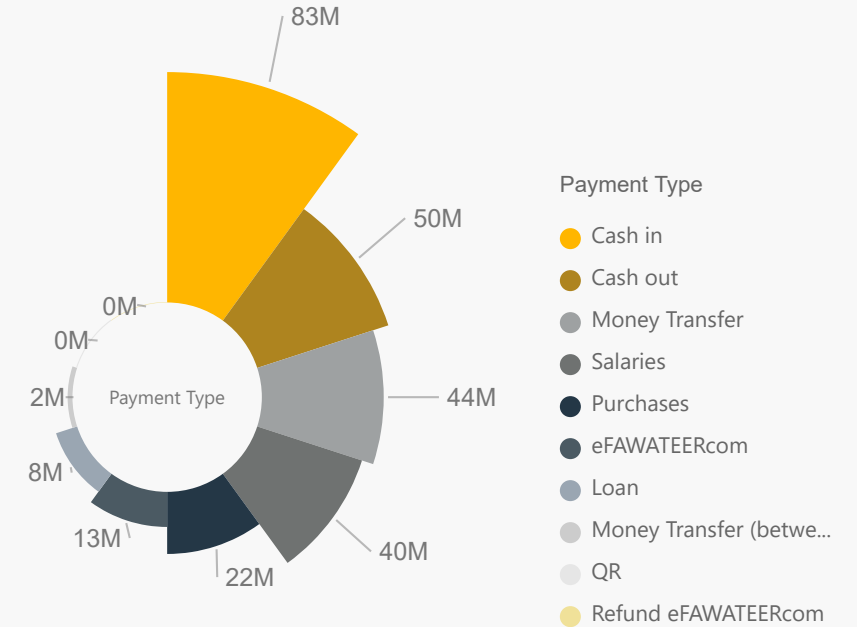


Direction ● On Us ● Off Us

Number of Transactions by Payment Type (Top 10)



Total Value by Payment Type (Top 10) (JOD)

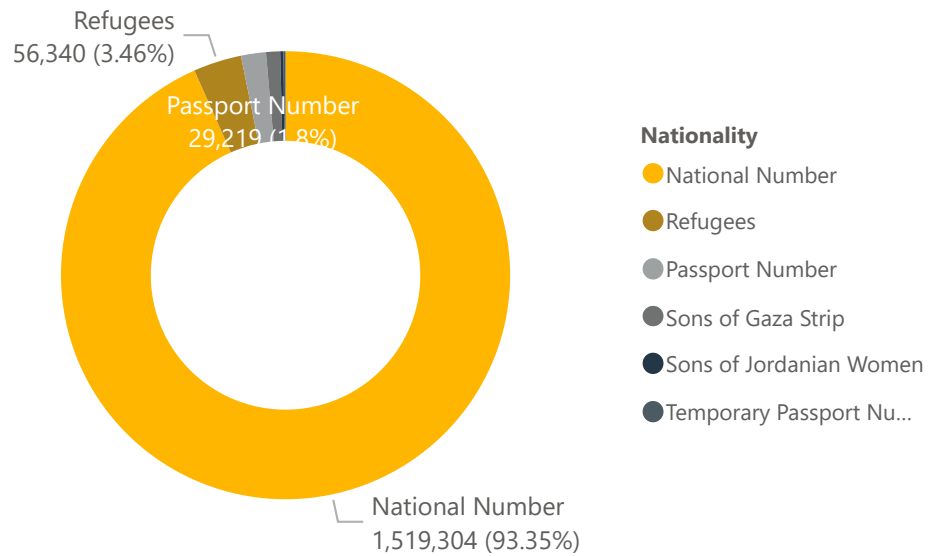


JoMoPay Report - December 2021

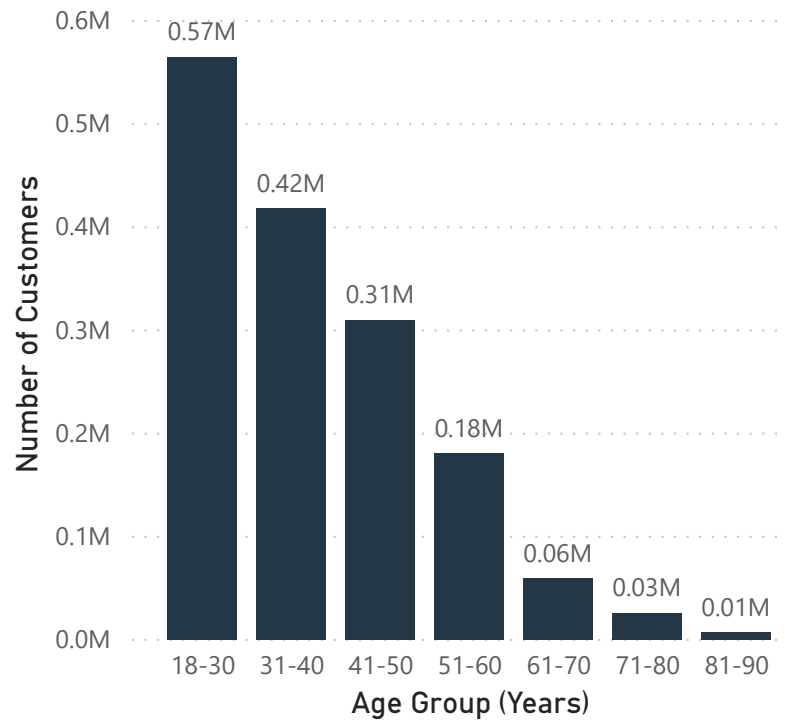


December	1,759,799 Total Number of Wallets	2,585 Agent Wallets	5,120 Merchant Wallets	700 Business Entity Wallets
November	1,732,317 Total Number of Wallets	2,506 Agent Wallets	5,063 Merchant Wallets	687 Business Entity Wallets
Total Increase in 2021	462,769 Total Number of Wallets	491 Agent Wallets	3,250 Merchant Wallets	238 Business Entity Wallets

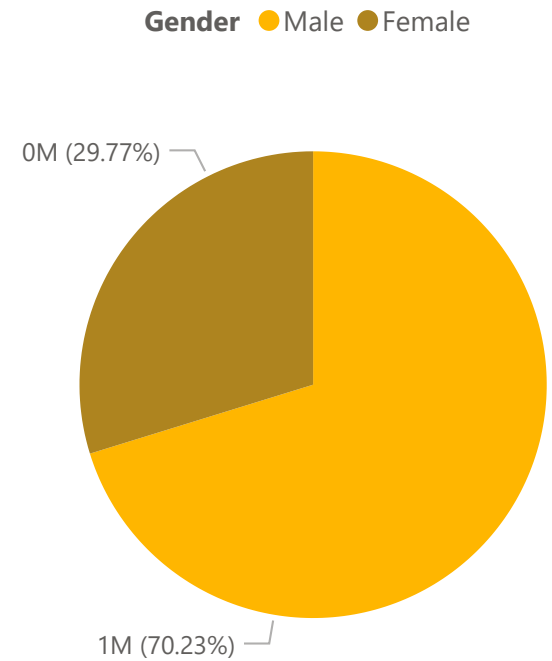
Number of Customers by Nationality



Number of Customers by Age Group (Years)



Number of Customers by Gender



eFAWATEERcom Report - December 2021



December	867,015,630 Total Value of Transactions (JODs) ↑	3,205,739 Total Number of Transactions ↑	270.46 Average Value of Transactions (JODs) ↑
November	793,320,228 Total Value of Transactions (JODs)	2,993,719 Total Number of Transactions	264.99 Average Value of Transactions (JODs)
Total in 2021	9,449,809,611 Total Value of Transactions (JODs)	34,162,672 Total Number of Transactions	276.61 Average Value of Transactions (JODs)

373

Billers

1,110

Services

3.14M

Total Number of Customers in December

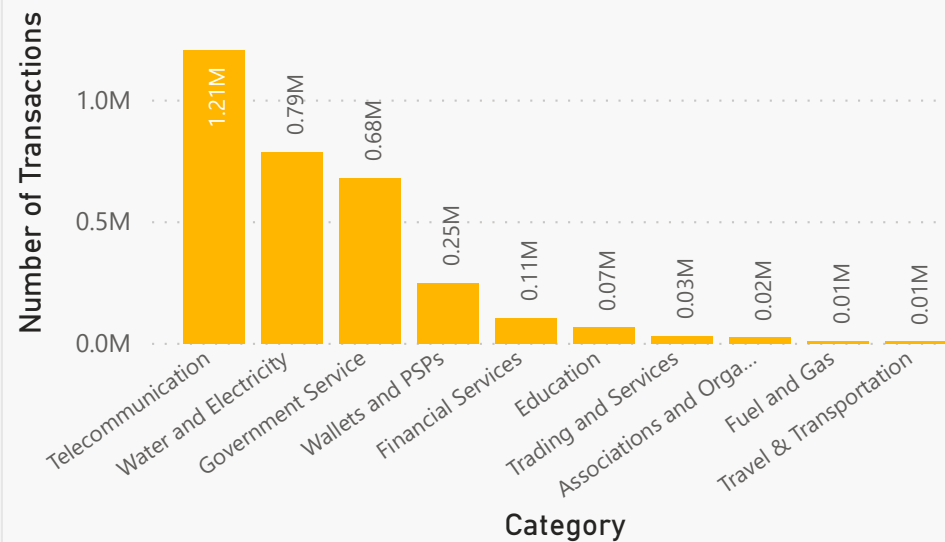
3.10M

Total Number of Customers in November

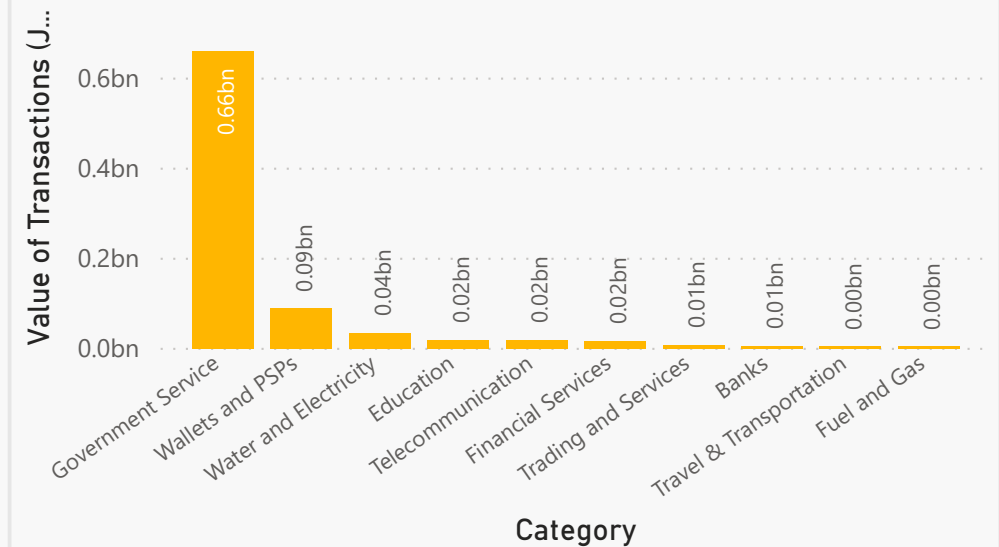
0.48M

Increase in the Number of Customers in 2021

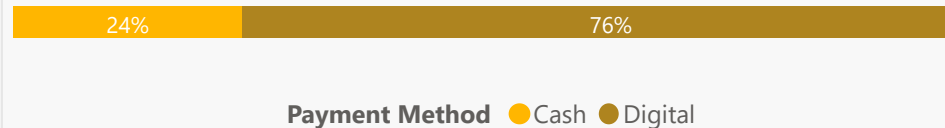
Number of Transactions per Category (Top 10)



Value of Transactions per Category (Top 10)



Number of Digital vs. Cash Transactions



Value of Digital vs. Cash Transactions

