

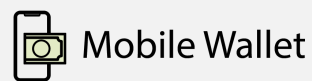

JoMoPay Report - December 2021



Mobile Payment Service Providers (mPSPs)



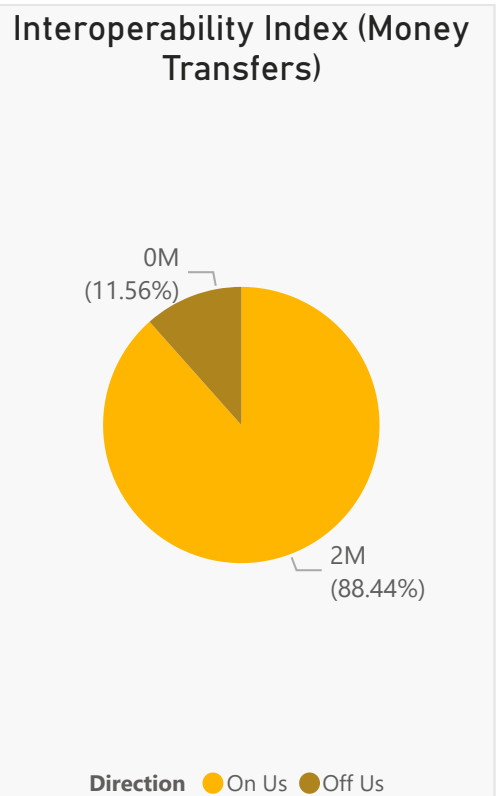
Banks



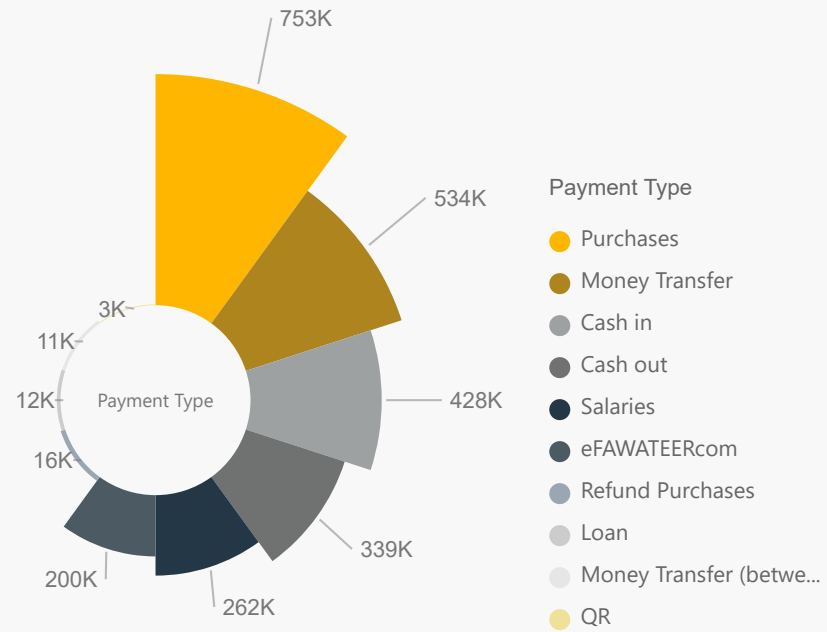
JoMoPay Report - December 2021



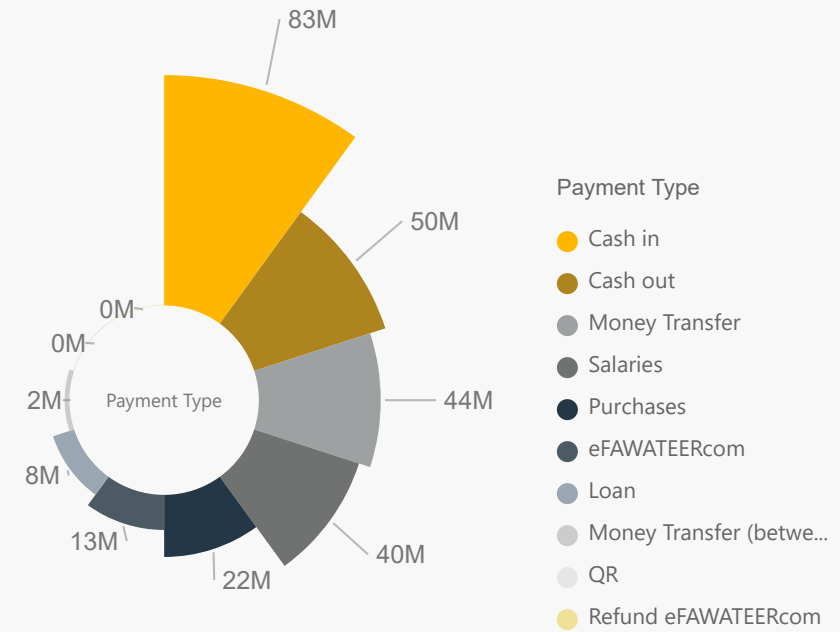
December	261,164,752 Total Value of Transactions (JODs) ↑	2,558,827 Total Number of Transactions ↓	102.06 Average Value of Transactions (JODs) ↑
November	240,753,210 Total Value of Transactions (JODs)	2,678,848 Total Number of Transactions	89.87 Average Value of Transactions (JODs)
Total in 2021	2,349,664,986 Total Value of Transactions (JODs)	24,989,592 Total Number of Transactions	94.03 Average Value of Transactions (JODs)



Number of Transactions by Payment Type (Top 10)



Total Value by Payment Type (Top 10) (JOD)

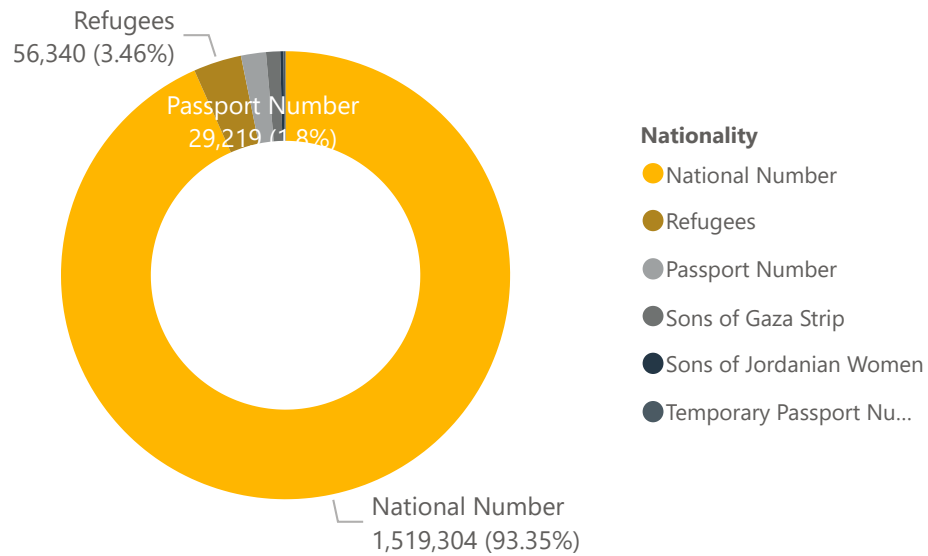


JoMoPay Report - December 2021

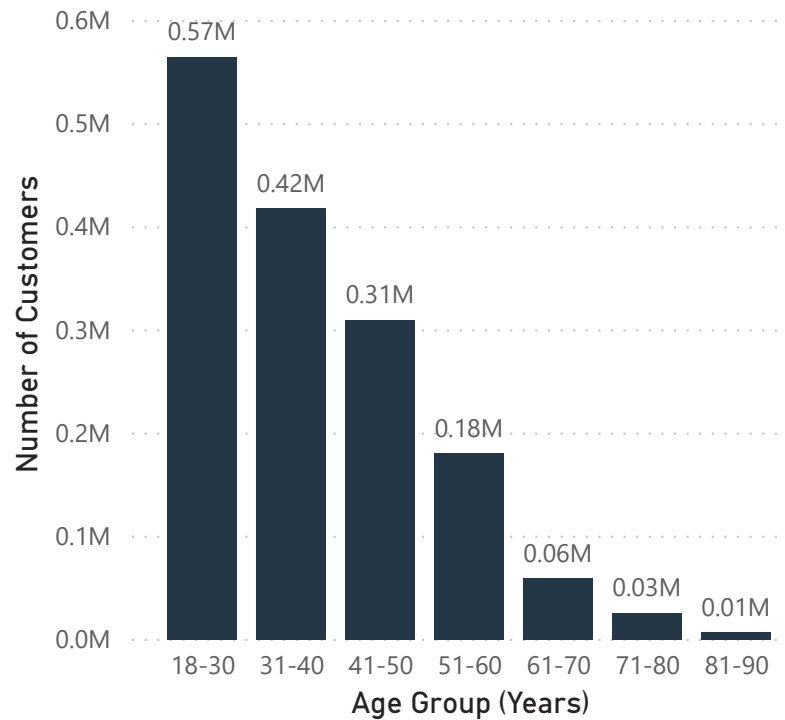


December	1,759,799 Total Number of Wallets	2,585 Agent Wallets	5,120 Merchant Wallets	700 Business Entity Wallets
November	1,732,317 Total Number of Wallets	2,506 Agent Wallets	5,063 Merchant Wallets	687 Business Entity Wallets
Total Increase in 2021	462,769 Total Number of Wallets	491 Agent Wallets	3,250 Merchant Wallets	238 Business Entity Wallets

Number of Customers by Nationality



Number of Customers by Age Group (Years)



Number of Customers by Gender

