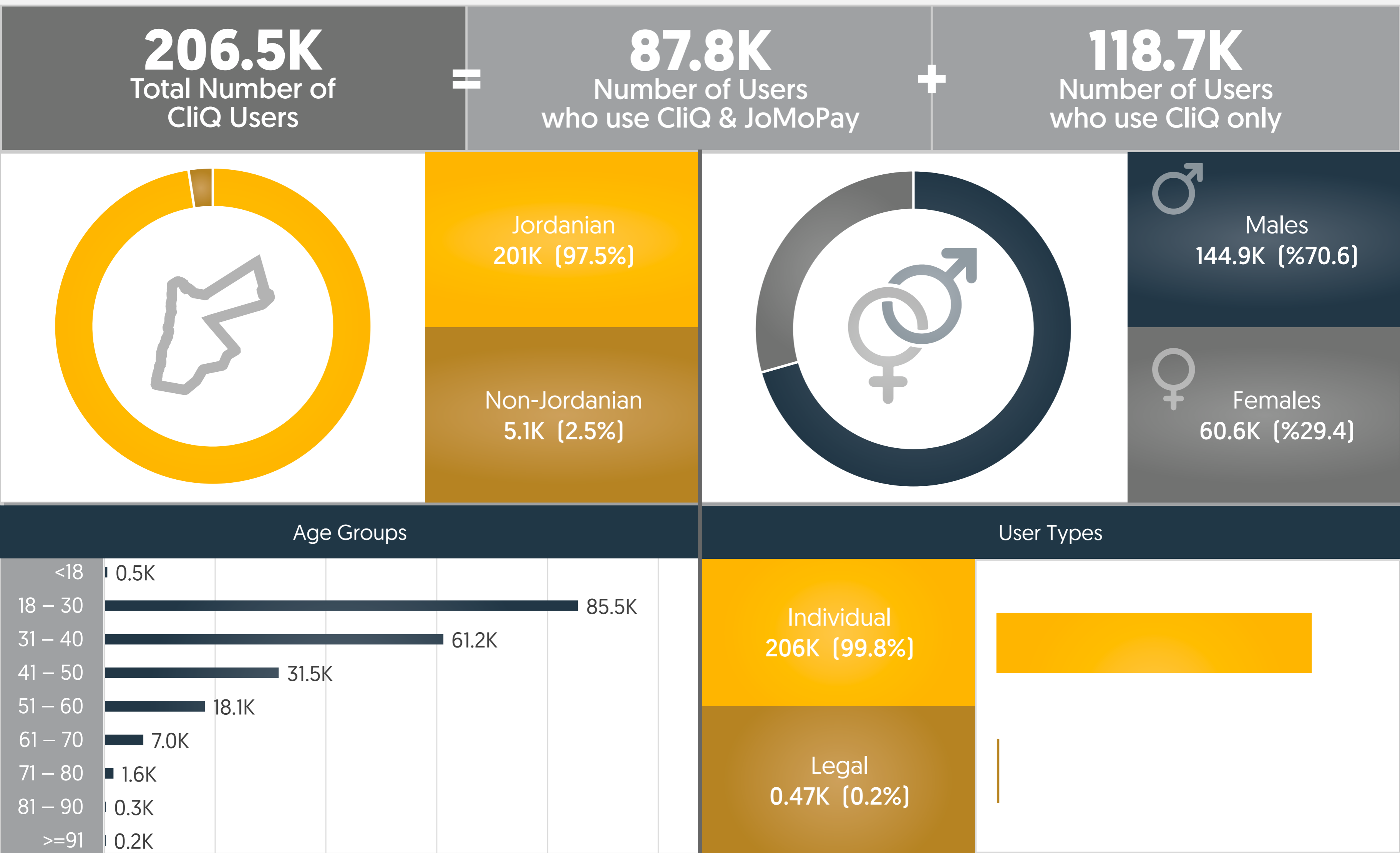
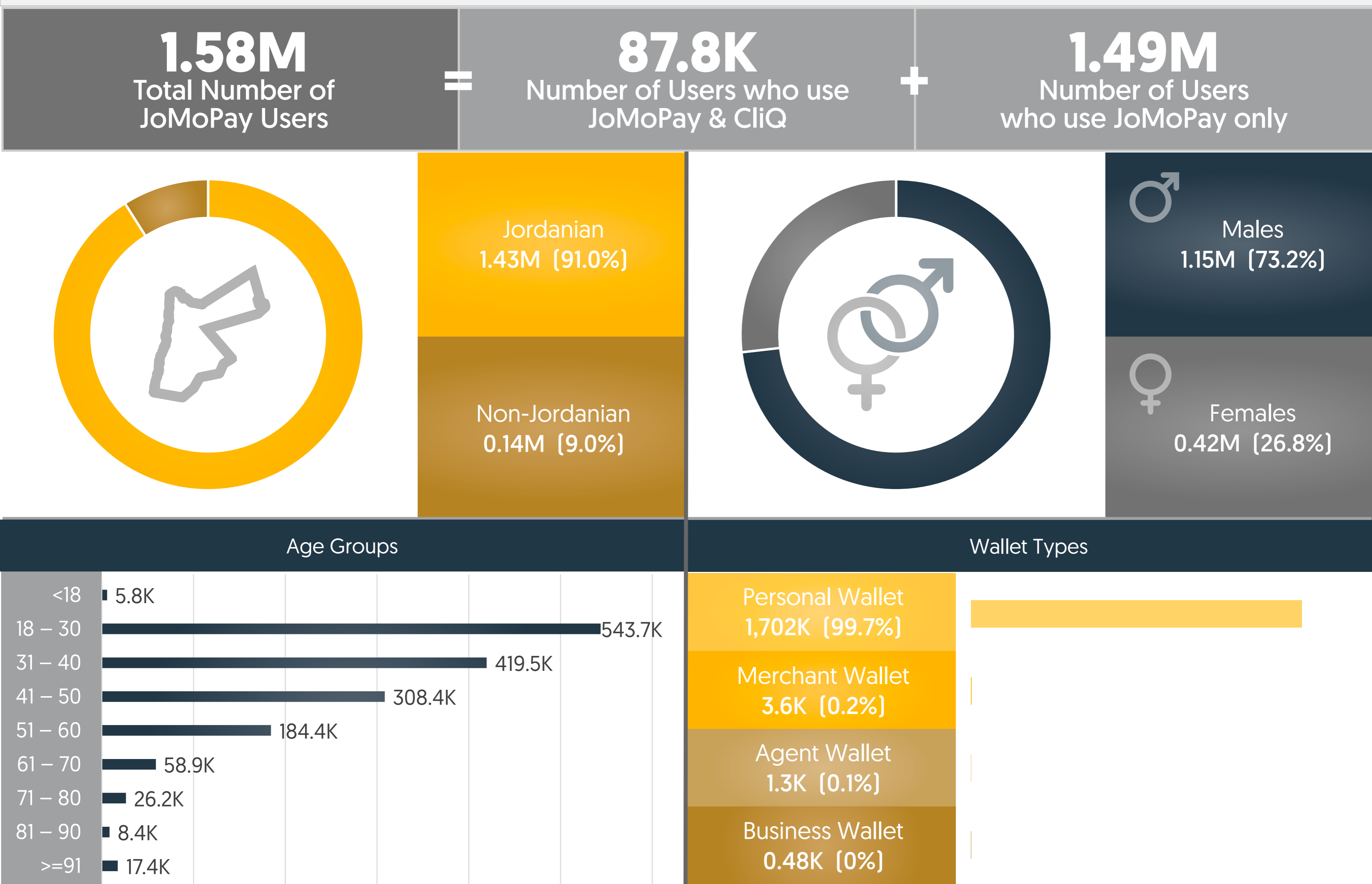


## CliQ Users



## JoMoPay Users



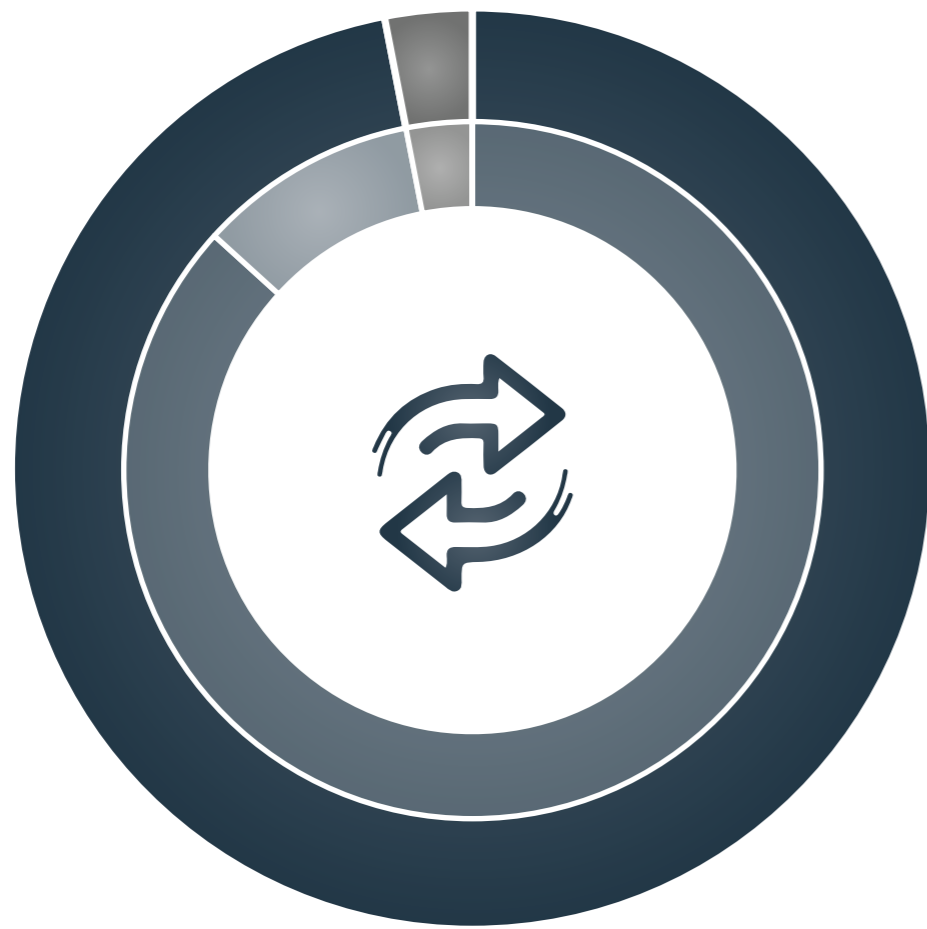
# CliQ Transactions



**176K**  
Number of Transactions



**35.1M**  
Value of Transactions (JOD)




	<b>Money Transfers</b> 152K [%96.9]	Transfer to Family/Friend <b>89.5%</b>
		Transfer to Own Account <b>10.5%</b>
	<b>Purchases</b> [%3.1] 4,808	Purchases <b>99.5%</b>
		QR Purchases <b>0.5%</b>

	<b>Money Transfers</b> 32.1M JOD [%96.4]	Transfer to Family/Friend <b>81.8%</b>
		Transfer to Own Account <b>18.2%</b>
	<b>Purchases</b> 1.2M JOD [3.6%]	Purchases <b>99.5%</b>
		QR Purchases <b>0.5%</b>

**211.2 JOD**

Average Value of Money Transfer Transactions



**JoMoPay**  
Jordan Mobile Payment

# Transactions



**709K**  
Number of Transactions



**53.8M**  
Value of Transactions (JOD)



	<b>Money Transfers</b> 391K [%55.2]
	<b>Purchases</b> 214K [%30.1]
	<b>Cash Out</b> 63K [%8.8]
	<b>Cash In</b> 42K [%5.9]

	<b>Money Transfers</b> 36.6M JOD [68%]
	<b>Purchases</b> 4.6M JOD [%8.6]
	<b>Cash Out</b> 7.7M JOD [14.3%]
	<b>Cash In</b> 4.8M JOD [9%]

Money Transfer	Transfer to Friend/Family	77%
	Salary/Bonus/Dividends	13%
	Aid/Charity/Grant	7%
	Transfer to Own Account	6%
	Loan/Loan Installment	4%
Purchases	Purchases	100%
	QR Purchases	0.06%
Cash Out	Agent/Teller	76%
	ATM/Kiosk	24%
Cash In	Agent/Teller	98%
	ATM/Kiosk	2%

Money Transfer	Transfer to Friend/Family	67%
	Salary/Bonus/Dividends	13%
	Aid/Charity/Grant	8%
	Transfer to Own Account	6%
	Loan/Loan Installment	6%
Purchases	Purchases	99%
	QR Purchases	1%
Cash Out	Agent/Teller	73%
	ATM/Kiosk	27%
Cash In	Agent/Teller	99%
	ATM/Kiosk	1%

**101.4 JOD**

Average Value of Money Transfer Transactions





## Interoperability



**885K**  
Number of Transactions

Total Number of Banks and PSPs Transactions



**88.8M**  
Value of Transactions (JOD)

Total Value of Banks and PSPs Transactions (JOD)



	Bank to Bank 161K [%18.2]		PSP to PSP 654K [%73.9]
	Bank to PSP 15K [%1.7]		PSP to Bank 55K [%6.2]

	Bank to Bank 34.0M JOD [%38.2]		PSP to PSP 42.5M JOD [%47.9]
	Bank to PSP 1.1M JOD [%1.2]		PSP to Bank 11.3M JOD [%12.7]

**560K**  
Number of Transactions - P2P

Switch Interoperability - All Banks and PSPs Transactions

On Us 236K [%42.1]	Off Us 324K [%57.9]

**70.3M**  
Value of Transactions (JOD) - P2P

Switch Interoperability - All Banks and PSPs Transactions

On Us 19.4M JOD [%27.6]	Off Us 50.9M JOD [%72.4]

CliQ interoperability (Bank to Bank)

Off Us 127K [%81.5]		On Us 29K [%18.5]	
------------------------	--	----------------------	--

CliQ interoperability (Bank to Bank)

Off Us 29.7M JOD [%90.5]		On Us 3.1M JOD [%9.5]	
-----------------------------	--	--------------------------	--

JoMoPay Interoperability (PSP to PSP)

Off Us 144K [%41]		On Us 207K [%59]	
----------------------	--	---------------------	--

JoMoPay Interoperability (PSP to PSP)

Off Us 11.0M JOD [%40.3]		On Us 16.3M JOD [%59.7]	
-----------------------------	--	----------------------------	--

JoMoPay and CliQ Inter-Scheme Operability (Bank to PSP & PSP to Bank)

Bank to PSP 13K [%24.5]		PSP to Bank 40K [%75.5]	
----------------------------	--	----------------------------	--

JoMoPay and CliQ Inter-Scheme Operability (Bank to PSP & PSP to Bank)

Bank to PSP 0.9M JOD [%8.8]		PSP to Bank 9.3M JOD [%91.2]	
--------------------------------	--	---------------------------------	--

**210.2 JOD**

Average Value of Bank to Bank Transactions (P2P)

**77.9 JOD**

Average Value of PSP to PSP Transactions (P2P)

**70.9 JOD**

Average Value of Bank to PSP Transactions (P2P)

**230.8 JOD**

Average Value of PSP to Bank Transactions (P2P)



# Transactions



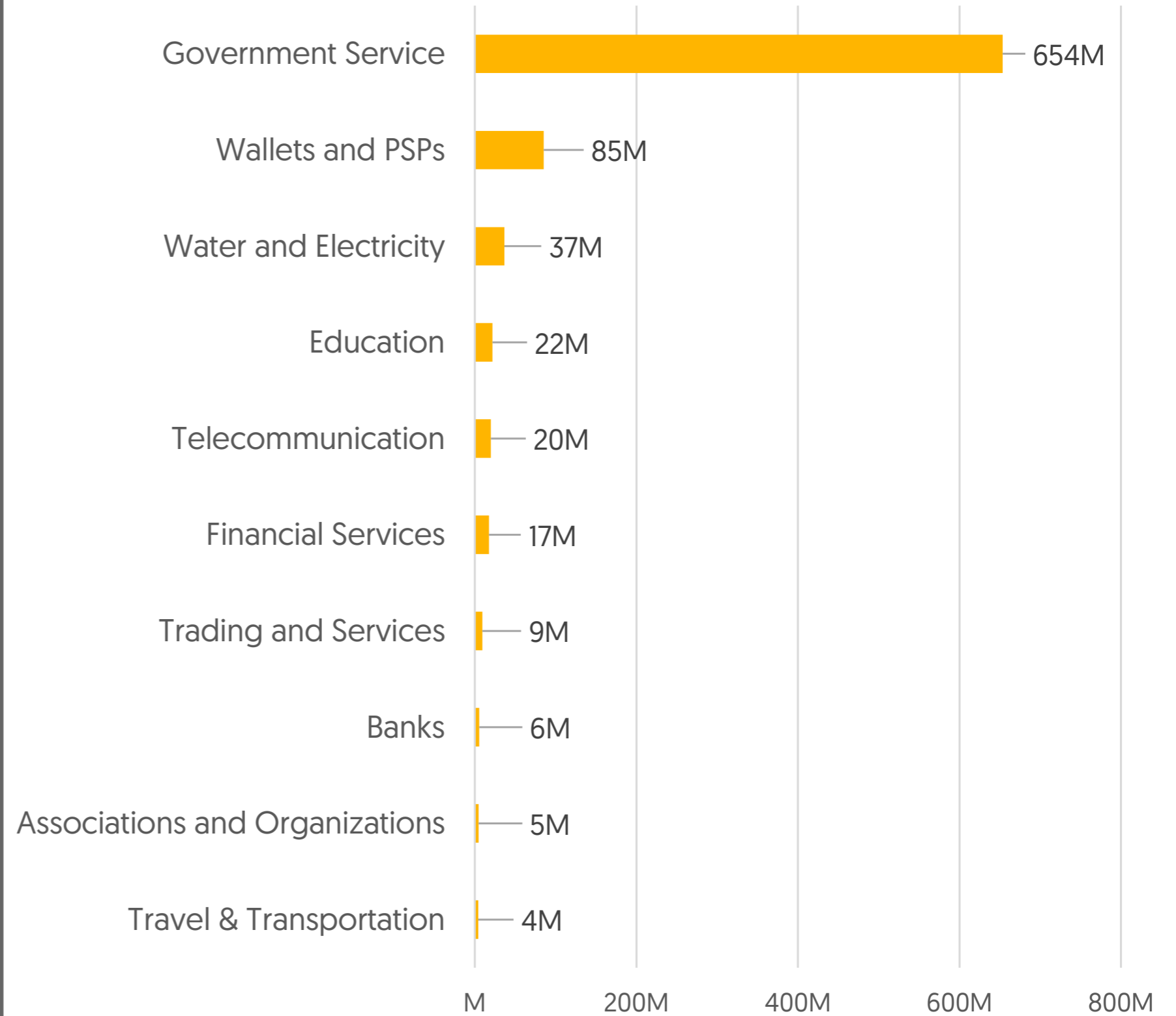
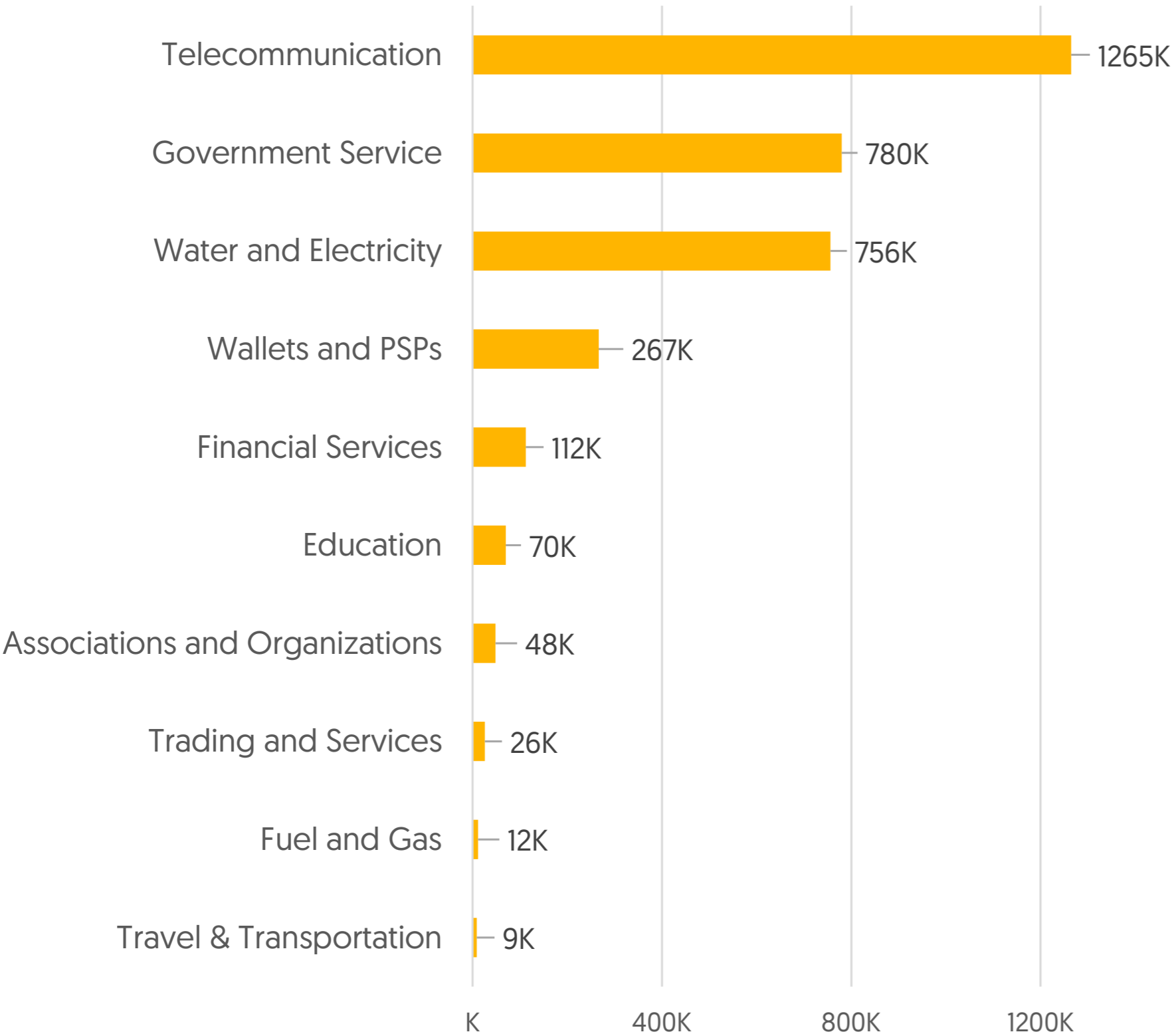
**3.37M**  
Number of Transactions



**863M**  
Value of Transactions (JOD)

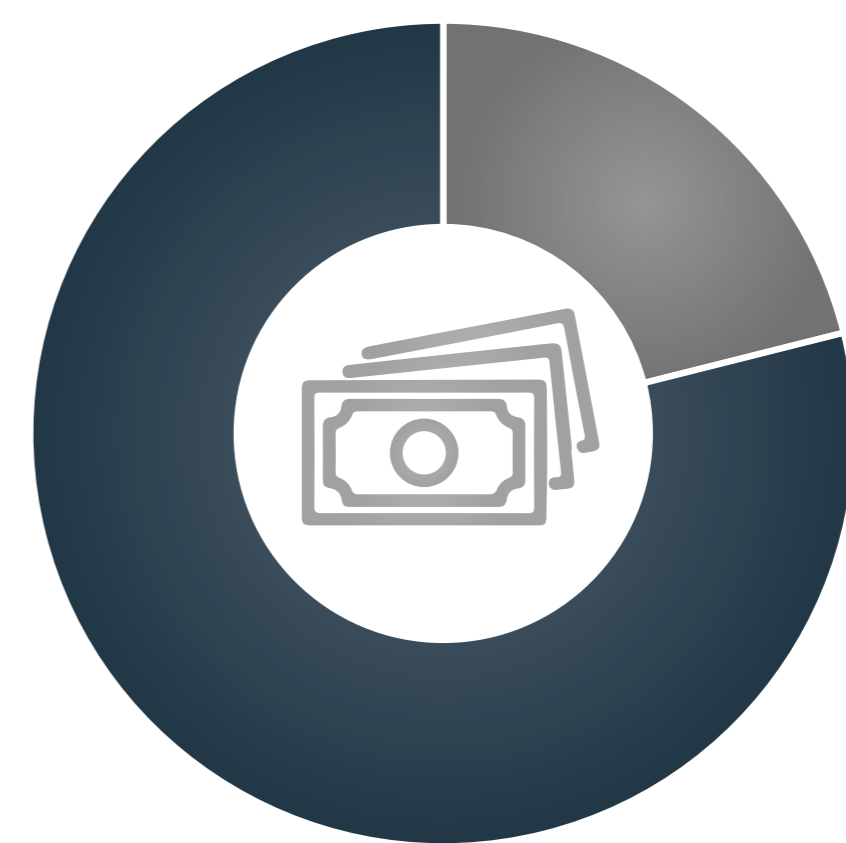
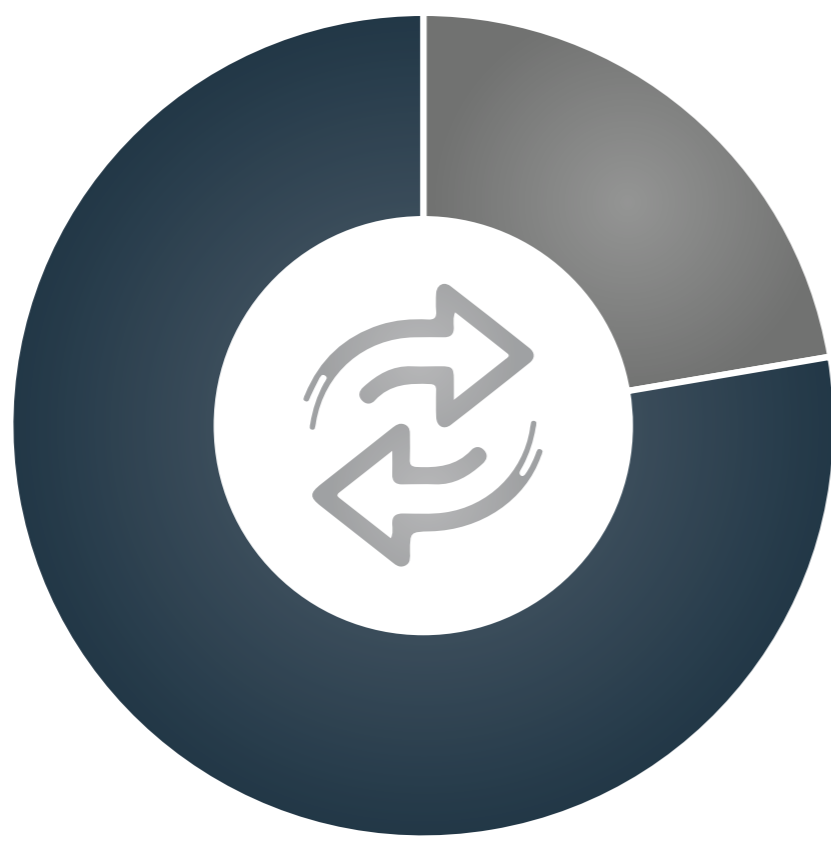
Number of Transactions based on Payment Type

Value of Transactions based on Payment Type



Number of Transactions based on Payment Method

Value of Transactions based on Payment Method



Digital Payments  
77.7%



Cash Payments  
22.3%



Digital Payments  
78.9%



Cash Payments  
21.1%

**256 JOD**

Average Value of Transactions



# Users, Services, & Billers

**3.19M**  
Total Number of eFAWATEERcom Users

**49K**  
Total Number of New eFAWATEERcom Users

**3.14M**  
Total Number of Users in the Previous Month



**1195**  
Services



**398**  
Billers