

# CliQ Report - October 2021



Participants offering services to their customers



# CliQ Report - October 2021



**15.65K**

New Customers in October 2021

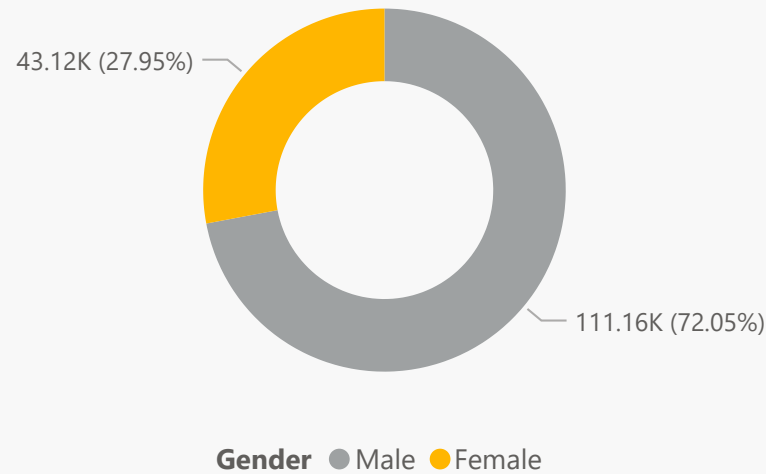
**14.54K**

New Customers in September 2021

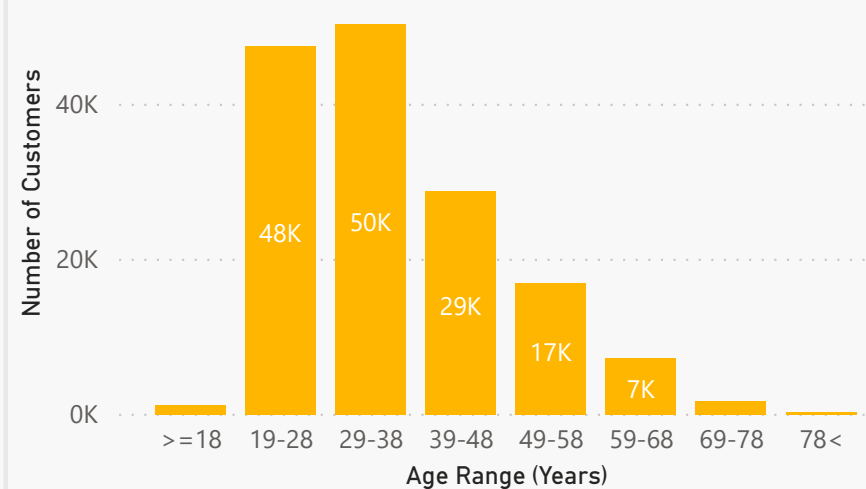
**154.39K**

Total Number of Customers

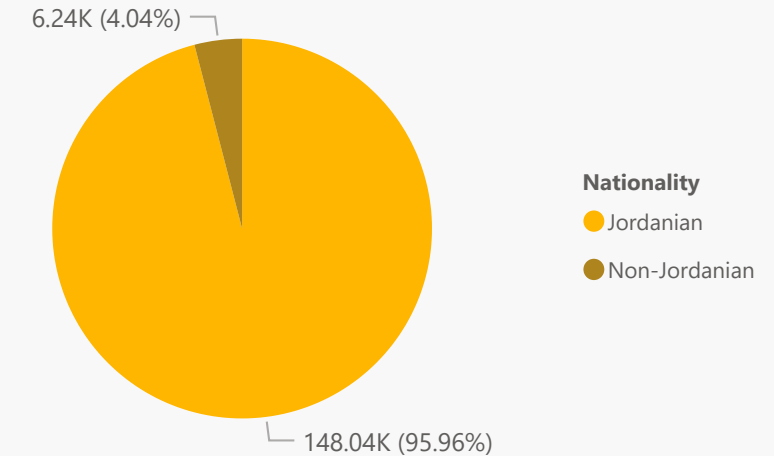
Percentage of Customers by Gender



Number of Customers by Age Range (Years)



Number of Customers by Nationality



October

**20,905,238**

Total Value of Transactions (JODs)



**91,138**

Total Number of Transactions



**229.38**

Average Value of Transactions (JODs)



September

**17,308,481**

Total Value of Transactions (JODs)

**74,028**

Total Number of Transactions

**233.81**

Average Value of Transactions (JODs)

Total in 2021

**86,322,348**

Total Value of Transactions (JODs)

**370,017**

Total Number of Transactions

**233.29**

Average Value of Transactions (JODs)

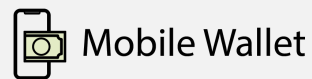

# JoMoPay Report - October 2021



## Mobile Payment Service Providers (mPSPs)



## Banks

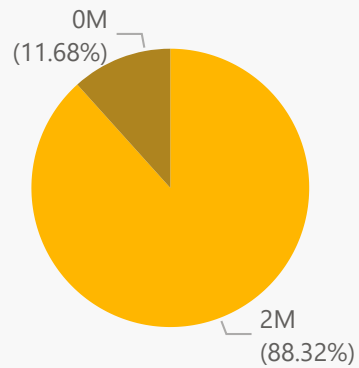


# JoMoPay Report - October 2021



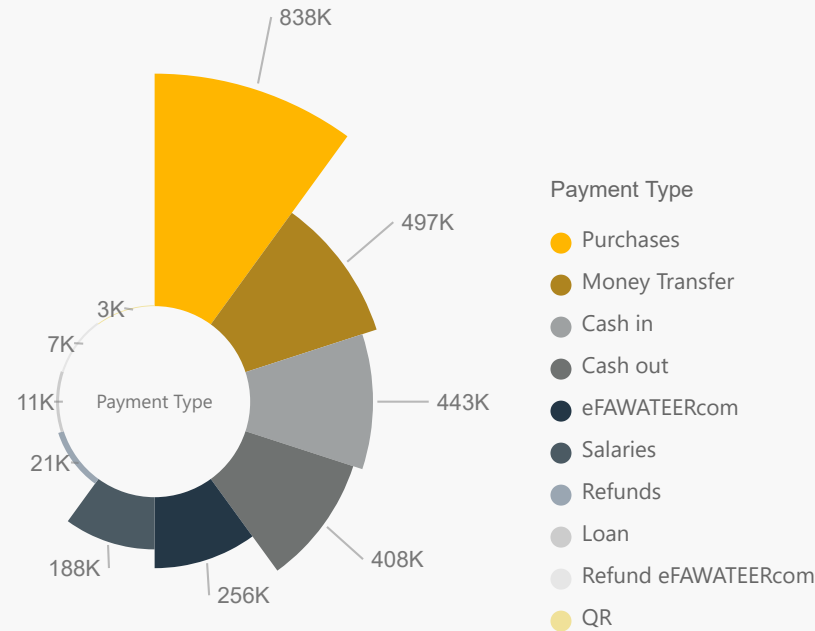
October	265,772,370 Total Value of Transactions (JODs) ↑	2,672,985 Total Number of Transactions ↑	99.43 Average Value of Transactions (JODs) ↑
September	231,090,158 Total Value of Transactions (JODs)	2,380,769 Total Number of Transactions	97.07 Average Value of Transactions (JODs)
Total in 2021	1,847,747,024 Total Value of Transactions (JODs)	19,751,917 Total Number of Transactions	93.55 Average Value of Transactions (JODs)

Interoperability Index (Money Transfers)

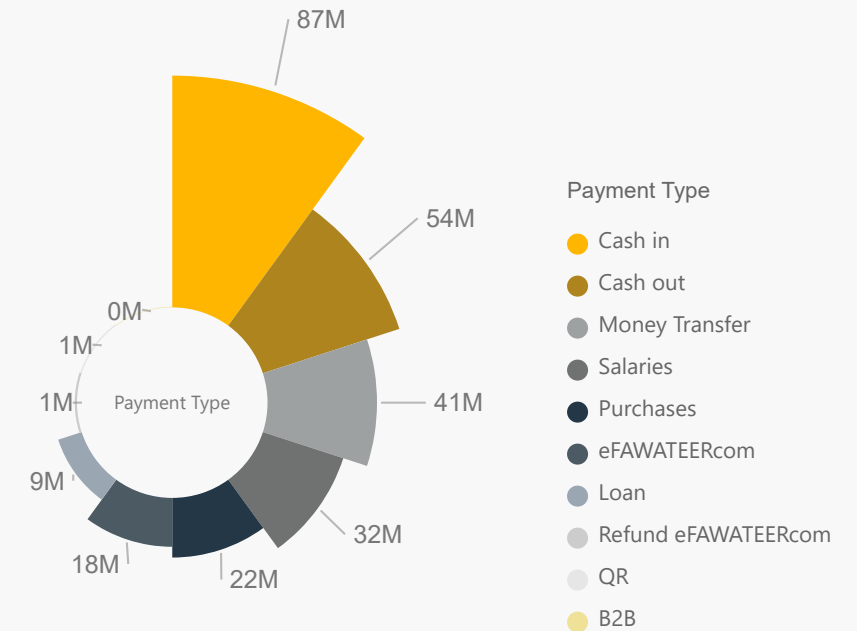


Direction ● On Us ● Off Us

Number of Transactions by Payment Type (Top 10)



Total Value by Payment Type (Top 10) (JOD)

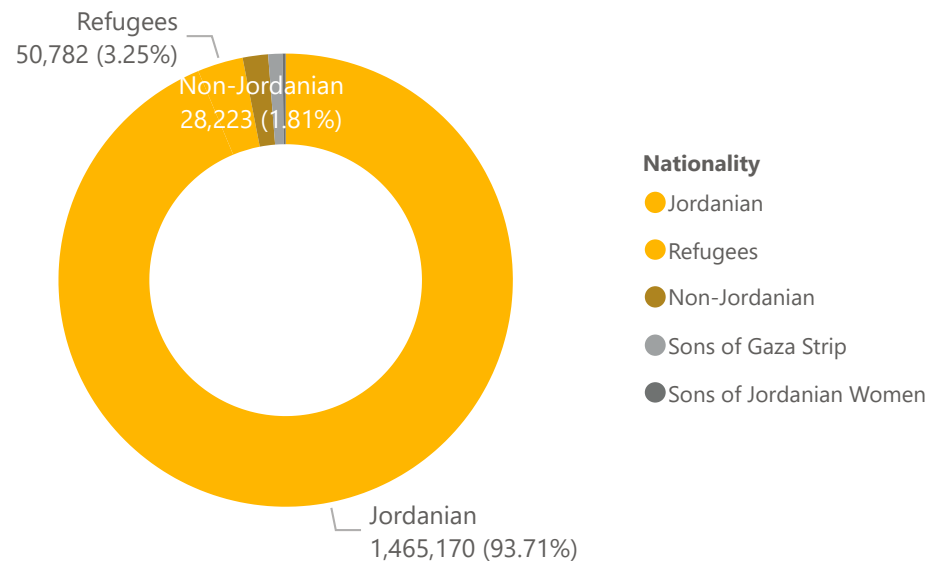


# JoMoPay Report - October 2021

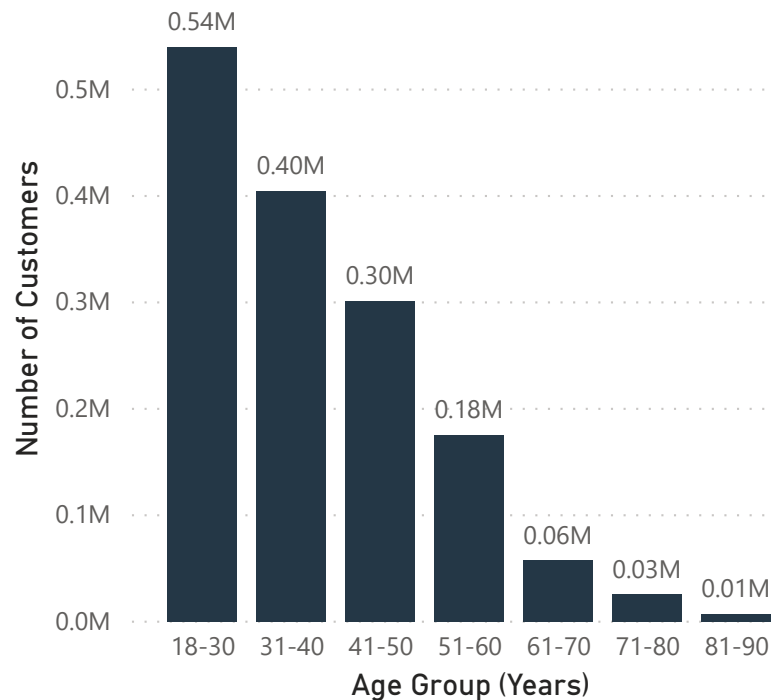


October	1,691,796 Total Number of Wallets	2,445 Agent Wallets	4,895 Merchant Wallets	666 Business Entity Wallets
September	1,640,660 Total Number of Wallets	2,378 Agent Wallets	4,624 Merchant Wallets	647 Business Entity Wallets
Total Increase in 2021	394,766 Total Number of Wallets	351 Agent Wallets	3,025 Merchant Wallets	185 Business Entity Wallets

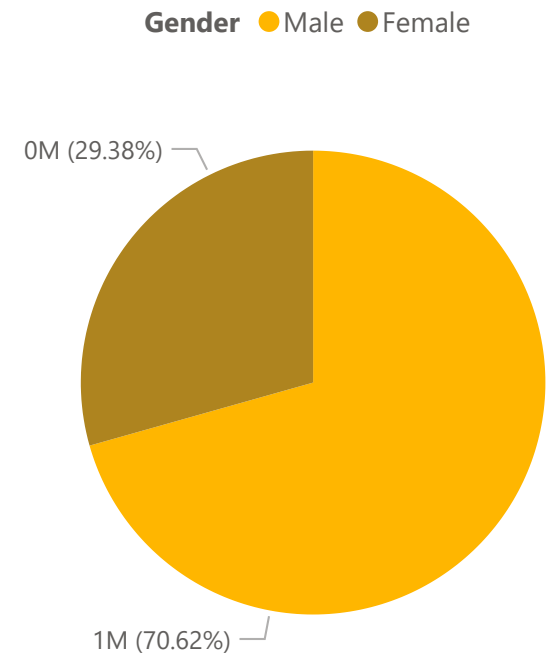
Number of Customers by Nationality



Number of Customers by Age Group (Years)



Number of Customers by Gender



# eFAWATEERcom Report - October 2021



October	<b>851,601,330</b> Total Value of Transactions (JODs) ↑	<b>3,246,877</b> Total Number of Transactions ↑	<b>262.28</b> Average Value of Transactions (JODs) ↓
September	<b>838,020,556</b> Total Value of Transactions (JODs)	<b>3,063,966</b> PaymentCount	<b>273.51</b> Average Value of Transactions (JODs)
<b>Total in 2021</b>	<b>7,789,473,753</b> Total Value of Transactions (JODs)	<b>27,963,214</b> Ttal Number of Transactions	<b>278.56</b> Average Value of Transactions (JODs)

**361**

Billers

**1,056**

Services

**3.07M**

Total Number of Customers in October

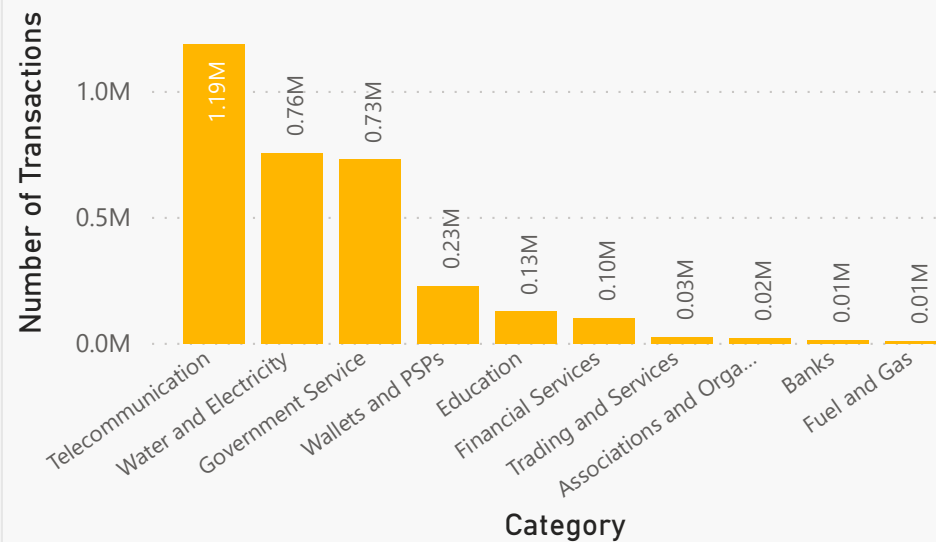
**3.03M**

Total Number of Customers in September

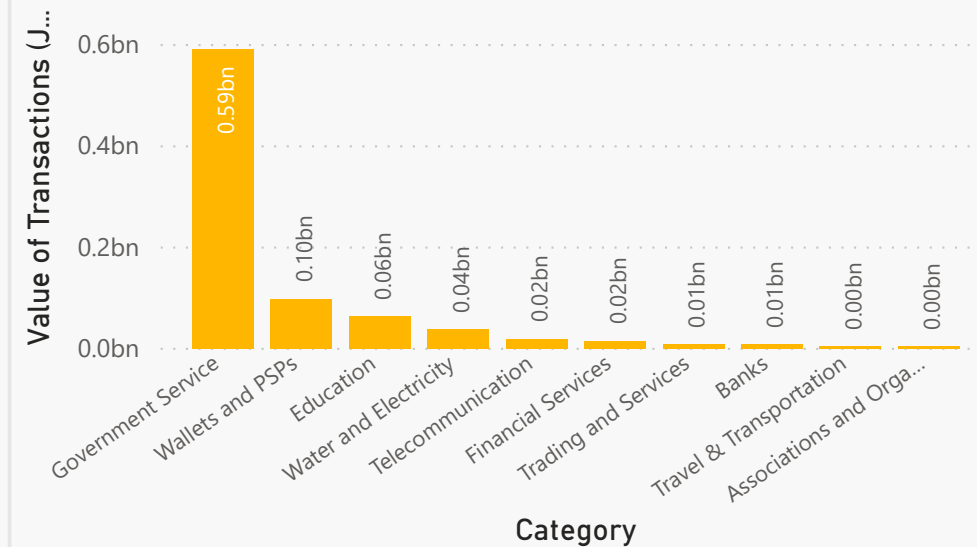
**0.40M**

Increase in the Number of Customers in 2021

Number of Transactions per Category (Top 10)



Value of Transactions per Category (Top 10)



Number of Digital vs. Cash Transactions



Value of Digital vs. Cash Transactions

