

CliQ Report - September 2021



Participants offering services to their customers



CliQ Report - September 2021



14.58K

New Customers in September 2021

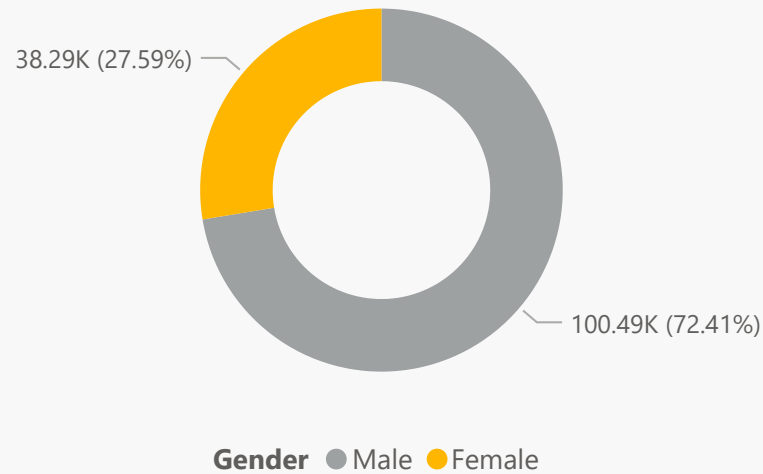
13.76K

New Customers in August 2021

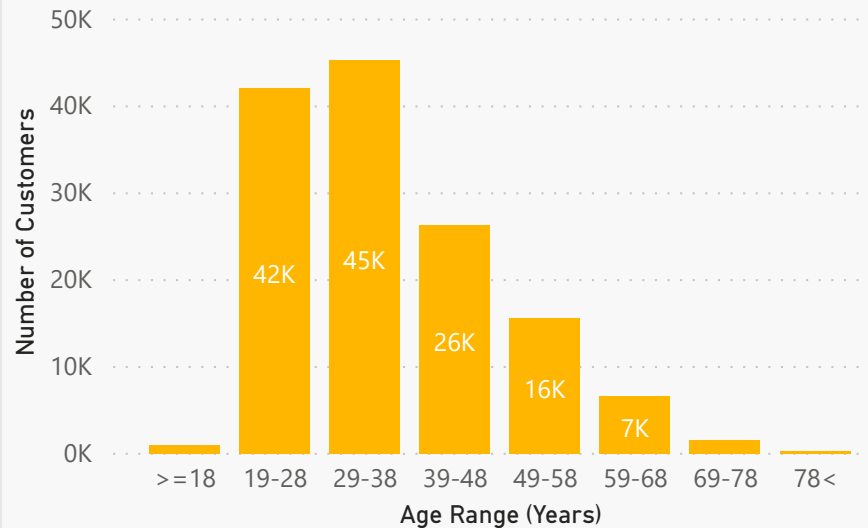
138.81K

Total Number of Customers

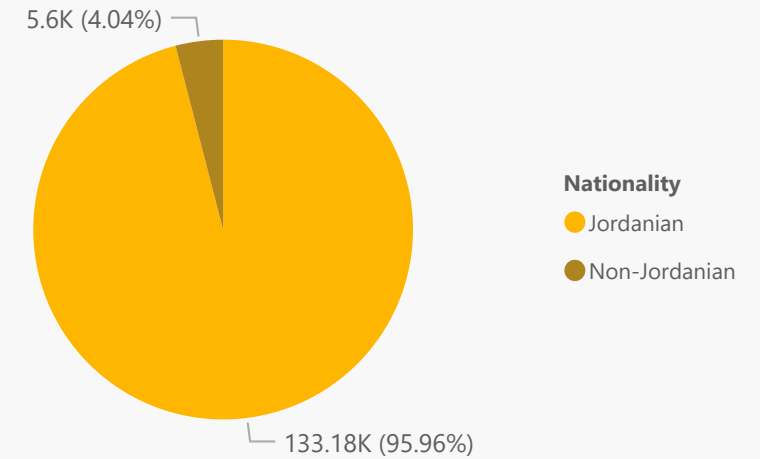
Percentage of Customers by Gender



Number of Customers by Age Range (Years)



Number of Customers by Nationality



September

17,308,481

Total Value of Transactions (JODs)



74,028

Total Number of Transactions



233.81

Average Value of Transactions (JODs)



August

13,768,605

Total Value of Transactions (JODs)

57,867

Total Number of Transactions

237.94

Average Value of Transactions (JODs)

Total in 2021

278,879

Total Number of Transactions (JODs)

65,417,110

Value of Transactions

234.57

Average Value of Transactions (JODs)

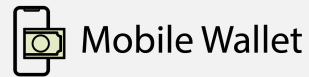

JoMoPay Report - September 2021



Mobile Payment Service Providers (mPSPs)



Banks

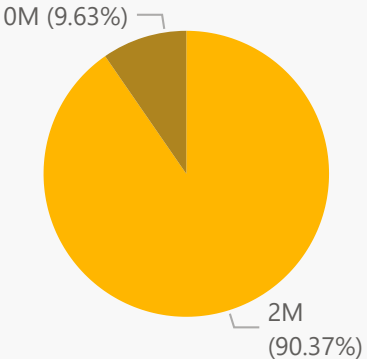


JoMoPay Report - September 2021



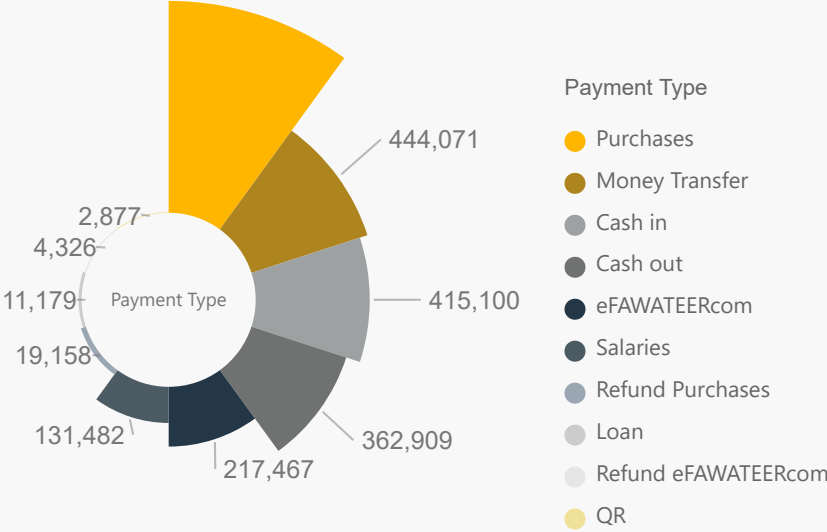
September	231,090,158 Total Value of Transactions (JODs) ↑	2,380,769 Total Number of Transactions ↑	97.07 Average Value of Transactions (JODs) ↑
August	178,182,815 Total Value of Transactions (JODs)	2,298,923 Total Number of Transactions	77.51 Average Value of Transactions (JODs)
Total in 2021	1,403,791,840 Total Value of Transactions (JODs)	14,780,009 Total Number of Transactions	94.98 Average Value of Transactions (JODs)

Interoperability Index (Money Transfers)

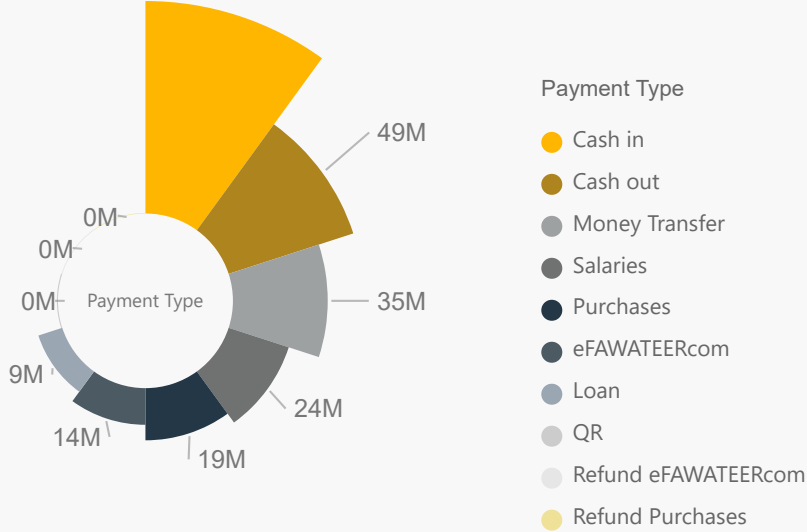


Direction ● On Us ● Off Us

Number of Transactions by Payment Type (Top 10)



Total Value by Payment Type (Top 10) (JOD)

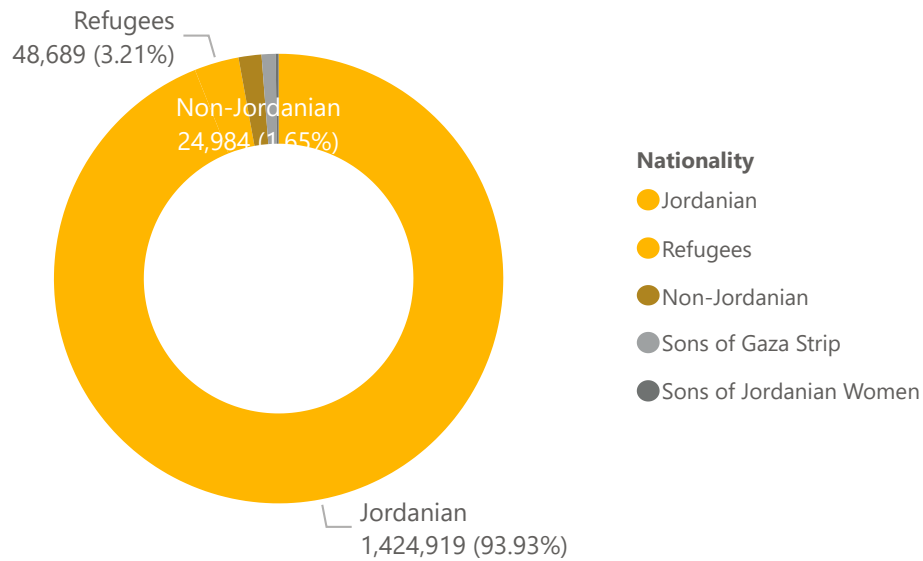


JoMoPay Report - September 2021

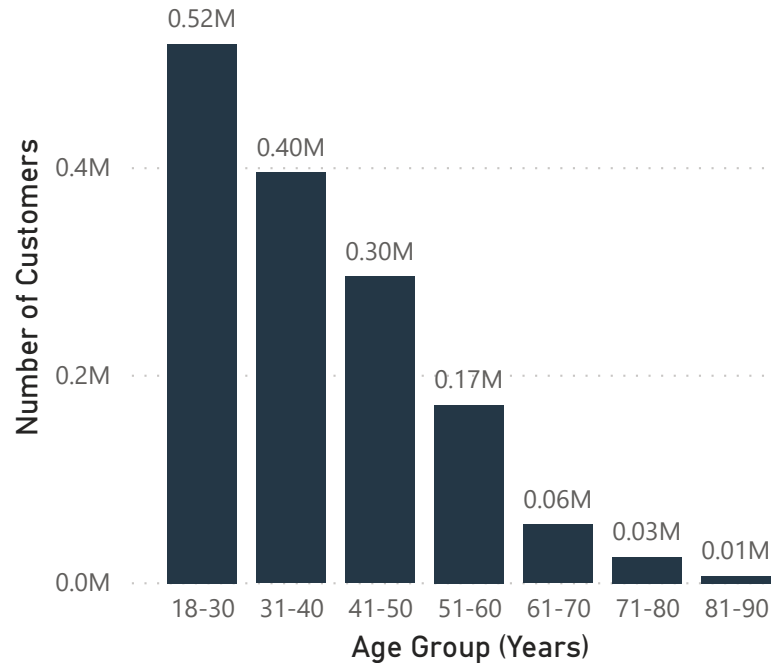


September	1,640,660 Total Number of Wallets	2,378 Agent Wallets	4,624 Merchant Wallets	647 Business Entity Wallets
August	1,593,500 Total Number of Wallets	2,340 Agent Wallets	4,341 Merchant Wallets	619 Business Entity Wallets
Total Increase in 2021	343,630 Total Number of Wallets	284 Agent Wallets	2,754 Merchant Wallets	185 Business Entity Wallets

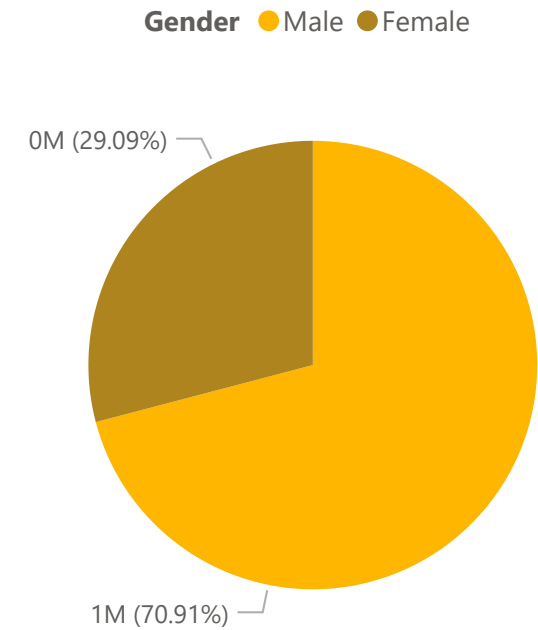
Number of Customers by Nationality



Number of Customers by Age Group (Years)



Number of Customers by Gender



eFAWATEERcom Report - September 2021



September	838,020,556 Total Value of Transactions (JODs) ↓	3,063,966 Total Number of Transactions ↓	273.51 Average Value of Transactions (JODs) ↑
August	875,072,960 Total Value of Transactions (JODs)	3,337,445 PaymentCount	262.20 Average Value of Transactions (JODs)
Total in 2021	6,937,872,423 Total Value of Transactions (JODs)	24,716,337 Ttal Number of Transactions	280.70 Average Value of Transactions (JODs)

357

Billers

1,048

Services

3.03M

Total Number of Customers in September

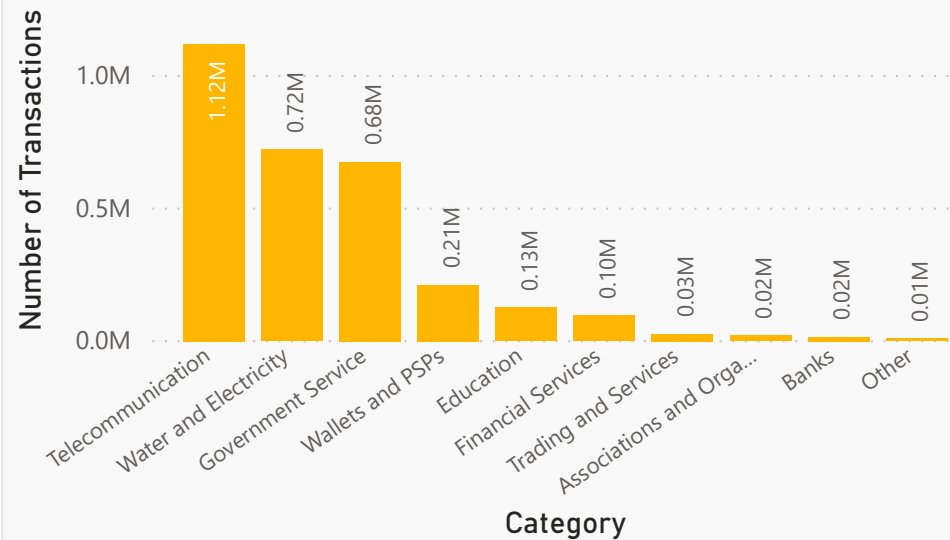
2.99M

Total Number of Customers in August

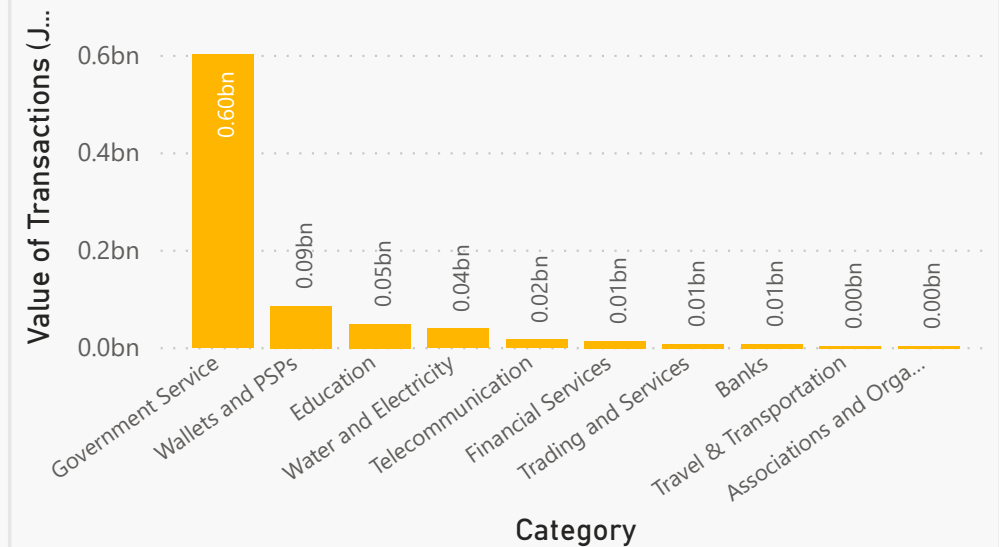
0.36M

Increase in the Number of Customers in 2021

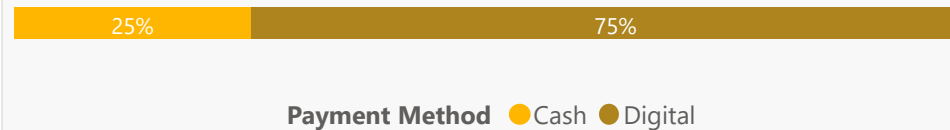
Number of Transactions per Category (Top 10)



Value of Transactions per Category (Top 10)



Number of Digital vs. Cash Transactions



Value of Digital vs. Cash Transactions

